



# ARKANSAS STATE ATHLETICS MEDIA RELATIONS

MAIN PHONE NUMBER: 870-972-2541 FAX: 870-972-3367  
MAILING ADDRESS: P.O. Box 1000, State University, AR 72467  
OVERNIGHT ADDRESS: 217 Olympic Dr., Jonesboro, AR 72401  
Assistant AD/Sports Information Dir.: Jerry Scott | jscott@astate.edu | 870-972-3405 (office) | 870-243-6021 (cell)

## 2011, 2012 & 2013 SUN BELT CONFERENCE CHAMPIONS 2012, 2013, 2014 & 2015 GoDaddy Bowl | 2005 New Orleans Bowl

### GAME 10: Arkansas State (6-3, 5-0) at ULM (1-8, 0-5)

Nov. 14, 2015 | JPS Field at Malone Stadium

Monroe, La. | 2:00 p.m.

Radio: EAB Red Wolves Sports Network (107.9 FM, flagship)

Television: ESPN3

Live Stats: AStateStats.com

Live Game Notes: twitter.com/AStateGameDay



### ARKANSAS STATE QUICK FACTS

Location: Jonesboro, Ark. (72,589) | Enrollment: 13,144  
Nickname: Red Wolves | Colors: Scarlet and Black  
Stadium: Centennial Bank Stadium (30,406) | Playing Surface: GEO Surfaces Field Turf | Conference: Sun Belt  
Head Coach: Blake Anderson (Sam Houston State, 1992)  
Record at A-State: 13-9 (2nd year)  
Overall Record: Same

#### Assistant Coaches:

Asst. HC/Off. Coordinator/Quarterbacks... Walt Bell  
Middle Tennessee, 2005 (2nd year at Arkansas State)  
Defensive Coordinator/Linebackers... Joe Cauthen  
Stephen F. Austin, 1990 (2nd year at Arkansas State)  
Co-offensive Coordinator/Offensive Line... Glen Elarbee  
Middle Tennessee, 2002 (2nd year at Arkansas State)  
WR/Special Teams Coordinator... Luke Paschall  
Middle Tennessee, 2006 (2nd year at Arkansas State)  
Tight Ends/Recruiting Coordinator... Dan Dodd  
Drake, 1978 (2nd year at Arkansas State)  
Defensive Line... Brian Early  
Arkansas-Monticello, 1994 (2nd year at Arkansas State)  
Safeties... Allen Johnson  
Texas A&M-Commerce, 1999 (2nd year at Arkansas State)  
Cornerbacks... Trooper Taylor  
Baylor, 1992 (2nd year at A-State)  
Running Backs... Anthony Tucker  
Fresno State, 1999 (3rd year at Arkansas State)

### 2015 ARKANSAS STATE SCHEDULE/RESULTS

Sept. 5 at No. 8 USC (Pac-12 Networks) L, 6-55  
SEPT. 12 No. 21 MISSOURI (ESPN3) L, 20-27  
SEPT. 19 MISSOURI STATE (ESPN3) W, 70-7  
Sept. 26 at Toledo (ESPN3) L, 7-37  
OCT. 3 IDAHO\* (ESPN3) W, 49-35  
Oct. 13 at South Alabama\* (ESPN2) W, 49-31  
OCT. 20 LOUISIANA-LAFAYETTE\* (ESPN2) W, 37-27  
OCT. 31 GEORGIA STATE\* (ESPN3) W, 48-34  
Nov. 5 at Appalachian State\* (ESPNU) W, 40-27  
Nov. 14 at Louisiana-Monroe\* (ESPN3) 2 p.m.  
Nov. 28 at New Mexico State\* TBA  
DEC. 5 TEXAS STATE\* 2 p.m.  
\*SBC game | ^Homecoming All Times Central

### 2015 ULM SCHEDULE/RESULTS

Sept. 5 at No. 9 Georgia L, 14-51  
SEPT. 12 NICHOLLS STATE W, 47-0  
Sept. 26 at No. 12 Alabama L, 0-34  
OCT. 3 GEORGIA SOUTHERN\* L, 31-51  
Oct. 10 at Tulsa L, 24-34  
OCT. 17 APPALACHIAN STATE\* L, 14-59  
Oct. 24 at Idaho\* L, 13-27  
Oct. 31 at Louisiana-Lafayette\* L, 24-30  
Nov. 7 at Troy\* L, 14-51  
NOV. 14 ARKANSAS STATE\* 2 p.m.  
Nov. 19 at Texas State\* 8:30 p.m.  
Nov. 28 at Hawai'i 6 p.m.  
Dec. 5 NEW MEXICO STATE\* 2 p.m.  
\*SBC game All Times Central

### EAB/RED WOLVES SPORTS NETWORK

Matt Stolz (play-by-play), Tom Castilaw (analyst),  
Brad Bobo (sideline)

### ESPNU

Brock Bowling (play-by-play), Doug Graber (analyst)

ON TAP: Arkansas State is off to a 5-0 Sun Belt Conference start and continues league play Nov. 14 with an ESPN3-televised road game against ULM at Malone Stadium. Every A-State game can be heard live on 107.9 FM in the Northeast Arkansas area. The live radio broadcast can also be accessed through the official A-State Athletics web site (AStateRedWolves.com).

### BY THE NUMBERS . . .

- 0.7 career sacks p/g by Ja'Von Rolland-Jones is the 2nd highest average in the nation among active players.
- 1 or more turnovers gained by A-State in 20 of 22 games under defensive coordinator Joe Cauthen.
- 3 A-State players named a Sun Belt Player of the Week (Michael Gordon, J.D. McKissic, Cody Brown).
- 3 second half comeback victories this season by A-State and four total under Blake Anderson.
- 4 consecutive bowl game appearances, including back-to-back GoDaddy Bowl wins in 2013 and 2014.
- 4 consecutive winning seasons (2011-14) by A-State (last time 1984-87).
- 4 current players have already earned their degree -- T. Houston, L. Ferguson, B. Mays, C. Girley.
- 4 true freshmen and seven total freshmen on A-State's current depth chart.
- 5 defensive touchdowns this season by A-State are the second most in the nation.
- 5 consecutive games A-State has rushed for at least 200 yards -- longest streak since 1988.
- 5 school records held by J.D. McKissic, including single-game (15), season (103) & career receptions (278).
- 5 head coaches over the last 6 years (Steve Roberts, Hugh Freeze, Gus Malzahn, Bryan Harsin, Blake Anderson).
- 5 game winning streak by A-State is tied for the 11th longest in the nation.
- 6 receptions needed by J.D. McKissic for the 27th most in NCAA FBS history.
- 6.7 career yards per rushing attempt by Michael Gordon is tied for the second highest in school history.
- 7 fifth-year seniors and 15 total seniors on A-State's current depth chart.
- 7 or more victories each of the last four seasons (2011-14).
- 8 of the last 11 seasons (2005-15) have seen A-State reach bowl eligibility, including the last five in a row.
- 8 players named to at least one major award watch list.
- 8 consecutive field goals made by J.D. Houston ties the sixth longest streak in school history.
- 8 of last nine years w/at least one NFL Draft selection.
- 10 Sun Belt Conference Team Academic Awards over the last 13 years.
- 11 career 100-yard rushing games by Michael Gordon, including A-State's last game versus App State.
- 11 consecutive seasons with a winning record at Centennial Bank Stadium (2005-15).
- 11 Preseason All-Sun Belt Conference selections are the most in the league.
- 11 receiving yards needed by J.D. McKissic for the most ever by an A-State player (career).
- 12 statistical categories A-State is ranked among the top three teams in the Sun Belt Conference.
- 12 of A-State's 13 victories under HC Blake Anderson have come by a double-figure margin.
- 13 victories under Blake Anderson, making him 1st HC in A-State history w/13+ wins 1st two seasons.
- 13 career runs covering at least 40 yards by Michael Gordon.
- 14 victories by A-State over its last 17 games in the month of November.
- 14 wins by A-State over its last 17 Sun Belt Conference road games.
- 16 players named to a Preseason All-Sun Belt Conference Team by at least one college football publication.
- 17 interceptions (all over the last 8 games) by A-State are the most in the nation.
- 21 punts inside the opponent's 20 by Luke Ferguson -- the most in the Sun Belt Conference.
- 22 turnovers gained by A-State are the sixth most in the nation.
- 25 "top-10" school records held by Fredi Knighen.
- 28.1 career kickoff return average by J.D. McKissic is the 23rd highest NCAA FBS history.
- 30 Sun Belt Conference victories over the last five seasons (30-6 league record).
- 30 or more points scored by A-State in 38 of its last 56 regular-season games (68 percent).
- 36 previous games played against ULM are the fifth most in A-State history versus all opponents.
- 41 victories by A-State over the last five seasons ranks tied for the 26th most in the nation.
- 42.4 career punting average by Luke Ferguson is the second highest in school history.
- 46 All-Sun Belt Conference selections over the last four seasons.
- 50 victories and just 11 losses at Centennial Bank Stadium since 2005 (.820 winning percentage).
- 57 tackles by Khari Lain, 51 more than he had all of last season and tied for the 20th most in the Sun Belt.
- 278 career receptions by J.D. McKissic -- most in A-State & Sun Belt history & most in the nation among active players.
- 300 or more yds total offense in 65 of last 73 games (89 pct.), including all but 2 games under Blake Anderson.
- 400 or more yards total offense averaged last six seasons (2010-15).
- 561 rushing yds by Warren Wand are the most by a true freshman at A-State since Lamont Zachery in 1996.

**2015 SUN BELT STANDINGS**

Team	Conference			Overall		
	W	L	Pct.	W	L	Pct.
Arkansas State	5	0	1.000	6	3	.667
Appalachian State	4	1	.800	7	2	.778
Georgia Southern	4	1	.800	6	2	.750
Louisiana-Lafayette	3	1	.750	4	4	.500
South Alabama	2	2	.500	4	4	.500
Troy	2	3	.400	3	6	.333
New Mexico State	2	3	.400	2	7	.222
Idaho	2	4	.333	3	6	.333
Georgia State	1	3	.250	2	6	.250
Texas State	1	3	.250	2	6	.250
Louisiana-Monroe	0	5	.000	1	8	.111

**2015 PRESEASON SUN BELT COACHES POLL**

**SCHOOL -- POINTS (1st place votes)**

1. Georgia Southern -- 110 (6) | 2. Louisiana-Lafayette -- 108 (3) | 3. **Arkansas State -- 96 (1)** | 4. Appalachian State -- 82 | 5. Texas State -- 78 | 6. South Alabama -- 68 | 7. Louisiana-Monroe -- 59 | 8. Troy -- 39 | 9. Georgia State -- 32 | 10. New Mexico State -- 30 | 11. Idaho -- 24

**2015 PRESEASON ALL-SBC TEAM**

**Offensive Player of the Year:** Elijah McGuire (ULL, Jr., RB)  
**Defensive Player of the Year:** David Mims II (TSU, Sr., DB)

**FIRST TEAM PRESEASON OFFENSE**

**Fredi Knighten (Arkansas State, Sr., QB)**

Matt Breida (Georgia Southern, Jr., RB)

Elijah McGuire (UL Lafayette, Jr., RB)

**J.D. McKissic (Arkansas State, Sr., WR)**

Donovan Harden (Georgia State, WR, Sr.)

Rashon Ceaser (UL Monroe, Sr., WR)

Joel Ruiz (Georgia State, TE, Sr.)

Jesse Chapman (Appalachian State, Sr., OL)

Darien Foreman (Georgia Southern, Sr., OL)

Chris May (South Alabama, Sr., OL)

Joseph Scelfo (South Alabama, Jr., OL)

Adrian Bellard (Texas State, Sr., OL)

**FIRST TEAM PRESEASON DEFENSE**

Ronald Blair (Appalachian State, Sr., DL)

**Ja'Von Rolland-Jones (Arkansas State, So., DL)**

**Chris Stone (Arkansas State, Sr., DL)**

Gerrard Johnson (UL Monroe, Gr., DL)

John Law (Appalachian State, Jr., LB, Health Promotion)

**Xavier Woodson (Arkansas State, Jr., LB)**

Joseph Peterson (Georgia State, LB, Sr.)

Doug Middleton (Appalachian State, Sr., DB)

Mitch Lane (UL Monroe, Sr., DB)

David Mims II (Texas State, Sr., DB)

Montres Kitchens (Troy, Sr., DB)

**FIRST TEAM SPECIAL TEAMS**

Aleem Sunanon (South Alabama, Jr., PK)

Austin Rehkov (Idaho, Jr., P)

**Blaise Taylor (Arkansas State, So., RS)**

**SECOND TEAM PRESEASON OFFENSE**

Kevin Ellison (Georgia Southern, Jr., QB)

Marcus Cox (Appalachian State, Jr., RB)

**Michael Gordon (Arkansas State, Sr., RB)**

Jamal Robinson (UL Lafayette, Sr., WR)

Ajalen Holley (UL Monroe, Jr., WR)

Teldrick Morgan (NM State, Sr., WR)

**Darion Griswold (Arkansas State, Sr., TE)**

**Colton Jackson (Arkansas State, Jr., OL)**

Octravian Anderson (UL Lafayette, Sr., OL)

Mykhael Quave (UL Lafayette, Sr., OL)

Ryan Melton (Texas State, Jr., OL)

Dalton Bennett (Troy, Sr., OL)

**SECOND TEAM PRESEASON DEFENSE**

Jay Ellison (Georgia Southern, Jr., DL)

Quinton Bradley (Idaho, Sr., DL)

Darzil Washington (UL Lafayette, Sr., DL)

Tyler Roberts (Troy, Sr., DL)

Marc Millan (Idaho, Sr., LB)

Dominique Tovell (UL Lafayette, Sr., LB)

Hunter Kissinger (UL Monroe, Gr., LB)

**Rocky Hayes (Arkansas State, Sr., DB)**

Matt Dobson (Georgia Southern, Sr., DB)

Tracy Walker (UL Lafayette, Soph., DB)

Roman Buchanan (South Alabama, Jr., DB)

**SECOND TEAM PRESEASON SPECIAL TEAMS**

Wil Lutz (Georgia State, PK, Sr.)

**Luke Ferguson (Arkansas State, Sr., P)**

Derek Keaton (Georgia Southern, Sr., RS)

**THE PRINCIPALS:** Arkansas State took sole possession of first place in the Sun Belt Conference last week with a 40-27 victory at Appalachian State, putting it in a position to control its own destiny in the league race with three regular-season games remaining. A-State will carry a five-game winning streak, which is tied for the 11th longest in the nation, into the contest, while ULM has dropped its last six outings after knocking off Nicholls State 47-0 on Sept. 12.

**HEAD COACH BLAKE ANDERSON:** *Blake Anderson*, a 14-year coaching veteran at the NCAA FBS level who also coached in an NJCAA National Championship game, was named the Red Wolves' 30th all-time head football coach on Dec. 19, 2013. Anderson led A-State to its fourth consecutive winning season and bowl-game appearance his first season at the helm, which also saw the Red Wolves break the school records for total offense (6,194), average yards total offense (476.5 yards per game), total plays (1,024), points scored (477) and touchdowns scored (65). Despite injuries forcing Anderson to use a different starting lineup in every regular-season game, his squad ranked among the top 45 teams in the nation in 23 combined offensive, defensive and special teams categories. In the process, he saw 11 of his players earn All-Sun Belt Conference recognition, which tied the second most in the league.

**FAST START:** Out of 30 all-time head coaches at Arkansas State, *Blake Anderson* became one of just four to win at least seven games (2014) in his first season at the school. The other head coaches to win at least seven games in their first season as head coach at A-State were Bryan Harsin (2013), Gus Malzahn (2012) and Hugh Freeze (2011).

**TWO YEARS RUNNING:** Now with 13 career victories leading the Red Wolves, *Blake Anderson* is the first head coach in A-State history to win 12 or more games over his first two seasons at the school. Additionally, Anderson is tied with Bennie Ellender (22 games between 1963-65) as the second fastest coach in A-State history reach 13 wins behind only Gene Harlow (20 games between 1955-57).

**BREAKING THE CYCLE:** Arkansas State began a season with the same head coach it had the season before for the first time since 2010. Not only is *Blake Anderson* back for his second consecutive year, the Red Wolves have their entire coaching staff back for a second straight year for the first time since 2007. Following a nine-year stint by Steve Roberts as A-State's head coach, Hugh Freeze (Ole Miss), Gus Malzahn (Auburn) and Bryan Harsin (Boise State) all spent one year at the helm of the program.

**THE ARKANSAS STATE - ULM SERIES:** Arkansas State has played ULM 36 previous times, which is the fifth most in school history among all opponents. The 37th meeting this Saturday will move ULM into a tie with Louisiana Tech for the fourth most games A-State has

**2015 HEAD-TO-HEAD**



Arkansas State	ULM
6-3, 5-0.....	Record .....1-8, 0-5
36.2.....	Points Avg. ....20.1
421.0.....	Total Off. Avg. ....325.4
233.4.....	Rushing Avg. ....98.0
187.6.....	Passing Avg. ....227.4
38%.....	3rd-Down Pct. ....34%
43%.....	4th-Down Pct. ....50%
30:39.....	TOP/Game .....28:04
31.1.....	Scoring Defense .....37.4
410.7.....	Total Defense .....440.1
146.1.....	Rush Defense .....229.9
264.6.....	Pass Defense ....210.2
21-146.....	Sacks by-Yards .....13-81
+2.....	Turnover Margin .....-11
24.6.....	Kick Return Avg. ....18.7
11.0.....	Punt Return Avg. ....4.6
42.9.....	Avg. Per Punt .....34.1
70.3.....	Penalty Yards Avg. ....67.7

ever played against any other school. The Red Wolves lead the all-time series with the Warhawks 22-14 since the first meeting in 1959. As Sun Belt foes, A-State leads the series 10-4 after picking up a win over ULM each of the last five seasons, including a 28-14 victory in Jonesboro last season.

A-STATE vs ULM ALL-TIME SERIES: A-State leads 22-14

A-STATE vs ULM ALL-TIME SBC SERIES: A-State leads 10-4

A-STATE at ULM (SBC SERIES ONLY): A-State leads 4-3

ULM at A-STATE (SBC SERIES ONLY): A-State leads 6-1

**OLD TIES:** While Arkansas State and ULM have met the past 14 seasons as Sun Belt Conference opponents, it is not the first time the two teams have shared a league. Both the Red Wolves and Warhawks were members of the Southland Conference at the same time from 1982-86.

**A-STATE vs. THE SUN BELT:** Arkansas State has won 30 of its last 36 Sun Belt Conference games (.833 winning percentage) to run its all-time record in the conference to 63-42. The Red Wolves hold their most all-time victories against ULM with 22. With the exception of Georgia Southern, which A-State has never faced as an SBC opponent, the Red Wolves have defeated every team in the conference since the football league was formed in 2001. Along with ULM and Louisiana-Lafayette, A-State is one of three teams that have been a part of the conference since it was formed.

**RED WOLVES NOVEMBER:** Dating back to the 2011 season, Arkansas State holds a 14-3 record over its last 17 games played in the month of November. The Red Wolves won 10 consecutive games in the month

**ARKANSAS STATE GAME WEEK MEDIA SCHEDULE**

Monday, Nov. 9.....	Sun Belt weekly teleconference begins at 10:30 a.m. (Coach Anderson at 11:05 a.m.). 11:30 a.m. press conference w/HC Blake Anderson, OC Walt Bell, DC Joe Cauthen (FB Facility, 3rd Floor).
Tuesday, Nov. 10.....	4:30 p.m. practice open to the media. "Live with Blake Anderson" radio show, 7-8 p.m. (KFIN, 107.9 FM/AStateRedWolves.com)
Wednesday, Nov. 11.....	4:30 p.m. practice open to the media. Last day before postgame press conference for player interviews. Sun Belt Conference television highlight/interview package available.
Thursday, Nov. 12.....	4:30 p.m. practice. No player availability; coaches on prearranged basis.
Friday, Nov. 13.....	Travel Day. No player or coach availability.
Saturday, Nov. 14.....	Game Day. Coaches and players available after the game.

before falling to Western Kentucky in their 2013 regular-season finale.

**ON THE ROAD AGAIN:** A-State is in the midst of a three-game road stretch covering the entire month of November. It marks just the second time in A-State's history as a Sun Belt member that it has played three straight conference road games, although the other time came just last season when the Red Wolves went 2-1 at Georgia State (W), Louisiana-Lafayette (L) and Idaho (W). The last time A-State went an entire calendar month without playing a home game in

Jonesboro was October 2003.

**ROAD WARRIORS:** Arkansas State has won 14 of its last 17 conference road games dating back to the 2011 season. A-State had won 10 consecutive conference road games, its longest streak ever as a member of any league, before falling at Western Kentucky in its 2013 regular-season finale. The Red Wolves went 4-0 in conference road games in both 2011 and 2012, 2-1 in 2013, 2-2 a year ago and are 2-0 this season.

**BOWL ELIGIBLE:** With a 6-3 overall record, A-State is

now bowl eligible for the fifth consecutive season and eighth time over the last 11 years. Since joining the FBS in 1992, Arkansas State became bowl eligible in nine games or less for the fourth time (2011, 2012, 2014, 2015) in school history. The earliest A-State ever became bowl eligible was in 2011 when it was 6-2 through eight games.

**THROUGH NINE:** Arkansas State has a winning record (6-3) after nine games for the fifth straight season and the sixth time since joining the FBS in 1992 (2015, 2014, 2012, 2011, 2006, 2005). The Red Wolves' 6-3 record matches the 2015, 2014 and 2012 teams as their second best record through nine games since joining the FBS. The 2011 team was 7-2 through nine contests.

**AN A-STATE VICTORY WOULD . . . :** guarantee the Red Wolves a winning overall record for the fifth consecutive year . . . give it six consecutive victories for the first time since the 2012 season . . . give the Red Wolves a 7-3 or better overall record through 10 games for the first time since 2012 and third time ever as an FBS member . . . improve its conference record to 6-0 for the first time since the 2011 season when it went undefeated in Sun Belt play . . . run its record in the month of November to 15-3 dating back to the 2011 season . . . give it 31 victories over its last 37 Sun Belt Conference games . . . give it six consecutive wins over ULM and run its all-time series record against the Warhawks to 23-14 . . . improve its record over the last five seasons to 42-20.

**DON'T CALL IT A COMEBACK:** Including last week's game against Appalachian State, three of Arkansas State's last four victories came after the Red Wolves entered halftime behind on the scoreboard. During those three victories, A-State outscored its opponents by a combined 86-23 in the second half. The Red Wolves also defeated Utah State last season after entering the second half behind, giving them four second-half comeback victories under head coach **Blake Anderson**.

**DOUBLE DIGITS:** All six A-State victories this season have come by at least 10 points and the Red Wolves average margin of victory in its five Sun Belt wins was 11.5 points. Six of A-State's seven wins last season also came by a double-figure margin, meaning 12 of the Red Wolves' 13 wins under head coach Blake Anderson have come by 10 or more points. The only exception was a 21-14 overtime win over Utah State last season.

**FIVE ALIVE:** Arkansas State has put together four consecutive winning seasons (2011-14) for not only the first time as an FBS member, but also the first time at any level since 1984-87 when it was a member of the NCAA FCS. The last time the Red Wolves strung together five straight winning seasons was 1949-53.

**FIVE-YEAR WINS TOTAL:** Including back-to-back 10-win seasons in 2011 and 2012, eight more in 2013, seven last year and six this season, the Red Wolves have recorded 41 victories that are tied for the 26th most in the nation over the last five years. Additionally, A-State's 41 victories are its most over a five year span since winning 42 games between 1984-88.

**NCAA FBS WINS SINCE 2011**

Team	2011	2012	2013	2014	2015	Total
Alabama	12	13	11	12	8	56
Florida State	9	12	14	13	7	55
Oregon	12	12	11	13	6	54
Ohio State	6	12	12	14	9	53

**2015 AWARDS & HONORS (OFFENSE)**

**JEMAR CLARK (JR., OL):**

- ▶ College Sports Madness 3rd Team Preseason All-SBC
- ▶ Phil Steele's 4th Team Preseason All-Sun Belt
- ▶ Athlon Sports' 4th Team Preseason All-Sun Belt

**LUKE FERGUSON (SR., P/K):**

- ▶ 2nd Team Preseason All-Sun Belt Conference
- ▶ Ray Guy Award Watch List
- ▶ Phil Steele's 2nd Team Preseason All-Sun Belt
- ▶ Athlon Sports 3rd Team Preseason All-Sun Belt
- ▶ College Sports Madness 3rd Team Preseason All-SBC

**MICHAEL GORDON (SR., RB):**

- ▶ 2nd Team Preseason All-Sun Belt Conference
- ▶ Doak Walker Award Watch List
- ▶ Athlon Sports 2nd Team Preseason All-Sun Belt
- ▶ Phil Steele's 2nd Team Preseason All-Sun Belt
- ▶ Lindy's 2nd Team Preseason All-Sun Belt
- ▶ College Sports Madness 2nd Team Preseason All-SBC
- ▶ Sun Belt Conference Offensive Player of the Week (10/3)
- ▶ College Sports Madness SBC Offensive Player of the Week (10/3)

**DARION GRISWOLD (SR., TE):**

- ▶ John Mackey Award Watch List
- ▶ Senior Bowl Watch List
- ▶ 2nd Team Preseason All-Sun Belt Conference
- ▶ Phil Steele's 2nd Team Preseason All-Sun Belt
- ▶ Athlon Sports 4th Team Preseason All-Sun Belt
- ▶ College Sports Madness 2nd Team Preseason All-SBC

**TRES HOUSTON (SR., WR):**

- ▶ Senior Bowl Watch List

**COLTON JACKSON (JR., OL):**

- ▶ 2nd Team Preseason All-Sun Belt Conference
- ▶ Athlon Sports 2nd Team Preseason All-Sun Belt
- ▶ Phil Steele's 3rd Team Preseason All-Sun Belt
- ▶ College Sports Madness 3rd Team Preseason All-SBC

**FREDI KNIGHTEN (SR., QB):**

- ▶ Maxwell Award Watch List
- ▶ Johnny Unitas Golden Arm Watch List
- ▶ Wuerrffel Award Watch List
- ▶ Davey O'Brien Award Watch List
- ▶ Manning Award Watch List
- ▶ 1st Team Preseason All-Sun Belt Conference
- ▶ USA Today 1st Team Preseason All-Sun Belt
- ▶ Athlon Sports 1st Team Preseason All-Sun Belt
- ▶ Lindy's 1st Team Preseason All-Sun Belt
- ▶ ESPN 1st Team Preseason All-Sun Belt
- ▶ Sporting News 1st Team Preseason All-Sun Belt
- ▶ College Sports Madness 1st Team Preseason All-SBC
- ▶ Lindy's "Best Scrambler" in the Sun Belt
- ▶ Sporting News "Best Under Pressure" in the Sun Belt
- ▶ 2015 Senior CLASS Award candidate

**J.D. McKISSIC (SR., WR):**

- ▶ Senior Bowl Watch List
- ▶ 1st Team Preseason All-Sun Belt Conference
- ▶ USA Today 1st Team Preseason All-Sun Belt
- ▶ Sun Belt Special Teams Player of the Week (9/26)

**DIJON PASCHAL (SO., WR):**

- ▶ Phil Steele's 3rd Team Preseason All-Sun Belt
- ▶ Athlon Sports 4th Team Preseason All-Sun Belt

**JAMES TABARY (FR., QB):**

- ▶ College Sports Madness SBC Off. Player of the Week (9/19)

**JOHNSTON WHITE (SO., RB):**

- ▶ Sporting News "Biggest Overachiever" in the Sun Belt

**2015 AWARDS & HONORS (DEFENSE)**

**CODY BROWN (JR., S):**

- ▶ Sun Belt Conference Defensive Player of the Week (10/26)

**ROCKY HAYES (SR., CB):**

- ▶ 2nd Team Preseason All-Sun Belt Conference
- ▶ USA Today 1st Team Preseason All-Sun Belt
- ▶ Athlon Sports 2nd Team Preseason All-Sun Belt
- ▶ Phil Steele's 2nd Team Preseason All-Sun Belt
- ▶ Lindy's 2nd Team Preseason All-Sun Belt
- ▶ College Sports Madness 2nd Team Preseason All-SBC

**CHRIS HUMES (JR., S):**

- ▶ College Sports Madness 3rd Team Preseason All-SBC
- ▶ Phil Steele's 4th Team Preseason All-Sun Belt

**MONEY HUNTER (SR., S):**

- ▶ Athlon Sports 3rd Team Preseason All-Sun Belt

**CHUKS OTA (SO., DL):**

- ▶ Lindy's 2nd Team Preseason All-Sun Belt

**JA'VON ROLLAND-JONES (SO., DE):**

- ▶ Lombardi Award Watch List
- ▶ 1st Team Preseason All-Sun Belt Conference
- ▶ USA Today 1st Team Preseason All-Sun Belt
- ▶ Lindy's 1st Team Preseason All-Sun Belt
- ▶ Sporting News 1st Team Preseason All-Sun Belt
- ▶ ESPN 1st Team Preseason All-Sun Belt
- ▶ Athlon Sports 1st Team Preseason All-Sun Belt
- ▶ Phil Steele's 2nd Team Preseason All-Sun Belt
- ▶ College Sports Madness 1st Team Preseason All-SBC

**CHRIS STONE (SR., DE):**

- ▶ 1st Team Preseason All-Sun Belt Conference
- ▶ Lombardi Award Watch List
- ▶ USA Today 1st Team Preseason All-Sun Belt
- ▶ Athlon Sports 1st Team Preseason All-Sun Belt
- ▶ Phil Steele's 1st Team Preseason All-Sun Belt
- ▶ College Sports Madness 1st Team Preseason All-SBC
- ▶ College Sports Madness SBC Defensive Player of the Week (9/12)

**BLAISE TAYLOR (SO., CB/RS):**

- ▶ 1st Team Preseason All-Sun Belt Conference (RS)
- ▶ USA Today 1st Team Preseason All-Sun Belt (RS)
- ▶ Athlon Sports 1st Team Preseason All-Sun Belt (RS)
- ▶ Phil Steele's 1st Team Preseason All-Sun Belt (RS)
- ▶ ESPN 1st Team Preseason All-Sun Belt (RS)
- ▶ College Sports Madness 2nd TM Preseason All-SBC (RS)

**XAVIER WOODSON-LUSTER (JR., LB):**

- ▶ 1st Team Preseason All-Sun Belt Conference
- ▶ USA Today 1st Team Preseason All-Sun Belt
- ▶ Athlon Sports 2nd Team Preseason All-Sun Belt
- ▶ Phil Steele's 2nd Team Preseason All-Sun Belt
- ▶ College Sports Madness 2nd Team Preseason All-SBC
- ▶ College Sports Madness SBC Defensive Player of the Week (10/18)

**ARKANSAS STATE TEAM RECORD**

Overall .....447-471-37  
 Centennial Bank Stadium .....135-74-1  
 Since Div. I-A (1992) .....106-161-1

**Team Streaks**

Wins ..... 5  
 Centennial Bank Stadium Wins ..... 4  
 Away Wins ..... 2  
 Sun Belt Wins ..... 6  
 Losses ..... 0  
 Home Losses ..... 0  
 Away Losses ..... 0  
 Non-conference Losses ..... 1  
 Wins When:  
 allowing 10 points or less ..... 35  
 allowing 17 points or less ..... 18  
 scoring 20 points or more ..... 6  
 scoring 30 points or more ..... 6  
 rushing for 200+ yards ..... 6  
 passing for 300+ yards ..... 0  
 400+ yards of total offense ..... 5  
 leading at the half ..... 3  
 tied at the half ..... 5  
 trailing at the half ..... 3  
 scoring first ..... 4

**2015 A-State Record When:**

at home ..... 4-1  
 on the road ..... 2-2  
 leading at the half ..... 3-1  
 tied at the half ..... 0-0  
 trailing at the half ..... 3-2  
 leading after 3 quarters ..... 4-0  
 tied after 3 quarters ..... 0-0  
 trailing after 3 quarters ..... 2-3  
 overtime ..... 0-0  
 Scores  
 17+ points ..... 6-1  
 the opponents scores  
 17+ points ..... 5-3  
 more offensive yards ..... 5-0  
 fewer offensive yards ..... 1-3  
 more penalty yards ..... 3-2  
 same penalty yards ..... 0-0  
 fewer penalty yards ..... 3-1  
 gains 300+ offensive yards ..... 6-1  
 allows 300- offensive yards ..... 0-1  
 rushes for 150+ yards ..... 6-1  
 rushes for 200+ yards ..... 6-1  
 passes for 200+ yards ..... 3-1  
 Wins turnovers ..... 5-0  
 Ties turnovers ..... 0-1  
 Loses turnovers ..... 1-2  
 More total yardage ..... 6-0  
 Less total yardage ..... 0-3  
 Wins time of possession ..... 5-1  
 Ties time of possession ..... 0-0  
 Loses time of possession ..... 1-2



**CENTENNIAL EXPANSION**

Thanks to a \$5 million gift – the largest individual donation in A-State Athletics history – by alumnus Johnny Allison, a “Centennial Expansion” construction and renovation project to the stadium’s press box and west-side concourse took place during this last offseason. The entire project, including the press box and concourse, covered 40,000 square feet. The Centennial Expansion project included a complete overhaul to the stadium press box, expanding it from 7,120 to 36,000 square feet. The face of the stadium has been re-designed to include 42 loge boxes, 20 suites, a club area covering close to 8,000 square feet and 344 club seats in its revenue-generating areas. Not only has depth been added to the press box, it now spans from approximately the 15-to-15 yard lines, allowing for enhanced media, coaching, broadcasting, control booth, visiting athletics director suite, and camera areas. The project also called for major improvements and additions to the concourse bathrooms, concessions, gating and ticketing areas that will enhance the game-day experience for all A-State fans.



**A-STATE STUDENT ACTIVITY CENTER**

Arkansas State University began construction on a 78,000-square foot Student Activity Center (SAC), which will also serve as an indoor practice facility for the A-State football team, in spring of 2014. Located on the north-east corner of campus near Centennial Bank Stadium, the approximately 78,000-square foot building provides a new venue for multiple programs across the university. The SAC was designed by Brackett Krennerich Architects of Jonesboro and Sparks Reed Architecture and Interiors of Tulsa, Okla.



**FOOTBALL OPERATIONS FACILITY PROJECT**

A-State has announced several major football facility projects, including a two-level 58,000-square foot football operations facility in Centennial Bank Stadium’s north end zone. The new football operations building’s first floor will house A-State’s locker room, state-of-the-art strength and conditioning and sports medicine centers, a players lounge and equipment room. The second floor will feature coaching and administrative offices, team meeting rooms, a history and heritage showroom and a team film room with theatre seating. The facility will have a brick exterior and feature an outdoor plaza facing the field on the building’s second level. The interior will have a strong Red Wolves’ theme with black and red dominating the esthetic appearance.

A-STATE INDIVIDUAL CAREER RECORDS		
<b>TOUCHDOWN RECEPTIONS</b>		
	<b>No.</b>	<b>Years</b>
1. Taylor Stockemer	16	2009-12
2. John Koldus	15	1950-52
3. Alfred Bentley	13	1959-60
T4. Dwayne Frampton	12	2010-11
Lennie Johnson	12	1995-98
6. Julian Jones	11	2010-cur.
T7. <b>J.D. McKissic</b>	<b>10</b>	<b>2012-cur.</b>
<b>Tres Houston</b>	<b>10</b>	<b>2013-cur.</b>
Robert Kilow	10	1998-2000
Kendrick Bullard	10	1990-92
<b>NR Darion Griswold</b>	<b>9</b>	<b>2012-cur.</b>
<b>RECEPTIONS</b>		
	<b>No.</b>	<b>Years</b>
1. <b>J.D. McKissic</b>	<b>278</b>	<b>2012-cur.</b>
2. Dwayne Frampton	163	2010-11
<b>RECEIVING YARDS</b>		
	<b>Yds.</b>	<b>Years</b>
1. Lennie Johnson	2,730	1995-98
2. <b>J.D. McKissic</b>	<b>2,720</b>	<b>2012-cur.</b>
<b>RUSHING TOUCHDOWNS</b>		
	<b>No.</b>	<b>Years</b>
1. Richie Voit	57	1950-53
T2. Reggie Arnold	33	2006-09
Dwane Brown	33	1984-87
4. Ryan Aplin	31	2009-12
5. <b>Michael Gordon</b>	<b>30</b>	<b>2012-cur.</b>
<b>RUSHING YARDS</b>		
	<b>Yds.</b>	<b>Years</b>
1. Richie Voit	3,947	1950-53
5. Rickey Jamison	2,956	1983-86
6. Calvin Harrell	2,935	1968-71
7. <b>Michael Gordon</b>	<b>2,657</b>	<b>2012-cur.</b>
<b>MOST YARDS PER RUSH</b>		
	<b>Avg.</b>	<b>Years</b>
1. Leroy Harris	7.0	1975-76
T2. <b>Michael Gordon</b>	<b>6.7</b>	<b>2012-cur.</b>
Dennis Forrest	6.7	1986-89
4. Sirgregory Thornton	6.3	2010-13
<b>TOUCHDOWNS SCORED</b>		
	<b>No.</b>	<b>Years</b>
1. Richie Voit	57	1950-53
2. Reggie Arnold	35	2006-09
3. <b>Michael Gordon</b>	<b>34</b>	<b>2012-cur.</b>
<b>100-YARD RUSHING GAMES</b>		
	<b>No.</b>	<b>Years</b>
1. Calvin Harrell	18	1969-71
5. Jonathan Adams	12	1998-2001
6. <b>Michael Gordon</b>	<b>11</b>	<b>2012-cur.</b>
<b>PASS YARDS</b>		
	<b>Yds.</b>	<b>Years</b>
1. Ryan Aplin	10,758	2009-12
4. James Hamilton	5,383	1968-71
5. Roy Johnson	4,597	1988-91
6. Johnny Covington	4,426	1992-95
7. <b>Fredi Knighten</b>	<b>4,375</b>	<b>2012-cur.</b>
<b>PASSING YARDS PER GAME</b>		
	<b>Avg.</b>	<b>Years</b>
1. Ryan Aplin	228.9	2009-12
4. James Hamilton	141.7	1968-71
5. <b>Fredi Knighten</b>	<b>118.2</b>	<b>2012-cur.</b>
6. Elliot Jacobs	113.9	2001-03
7. Johnny Covington	113.5	1992-95
8. Kennon Taylor	113.2	1977-78
9. Corey Leonard	110.1	2006-09
<b>PASS COMPLETIONS</b>		
	<b>No.</b>	<b>Years</b>
1. Ryan Aplin	906	2009-12
4. Johnny Covington	409	1992-95
5. <b>Fredi Knighten</b>	<b>378</b>	<b>2012-cur.</b>
<b>PASS ATTEMPTS</b>		
	<b>No.</b>	<b>Years</b>
1. Ryan Aplin	1,407	2009-12
5. James Hamilton	799	1968-71
6. Roy Johnson	680	1988-91
7. Nick Noce	638	2003-05
8. <b>Fredi Knighten</b>	<b>621</b>	<b>2012-cur.</b>
<b>COMPLETION PERCENTAGE</b>		
	<b>Pct.</b>	<b>Years</b>
1. Ryan Aplin	.664	2009-12
2. <b>Fredi Knighten</b>	<b>.608</b>	<b>2012-cur.</b>
3. Jeremie Watkins	.539	1996-97
<b>PASSING TOUCHDOWNS</b>		
	<b>No.</b>	<b>Years</b>
1. Ryan Aplin	67	2009-12
3. Corey Leonard	47	2006-09
4. <b>Fredi Knighten</b>	<b>37</b>	<b>2012-cur.</b>
<b>TOTAL OFFENSE</b>		
	<b>Yds.</b>	<b>Years</b>
1. Ryan Aplin	12,514	2009-12
4. Roy Johnson	6,779	1988-91
5. <b>Fredi Knighten</b>	<b>5,879</b>	<b>2012-cur.</b>
<b>TOTAL OFFENSE MOST AVERAGE YARDS PER GAME</b>		
	<b>Avg.</b>	<b>Years</b>
1. Ryan Aplin	266.1	2009-12
5. Roy Johnson	161.4	1988-91
6. <b>Fredi Knighten</b>	<b>158.9</b>	<b>2012-cur.</b>
7. James Hamilton	151.7	1968-71
<b>PUNT RETURN YARDS</b>		
	<b>Yds.</b>	<b>Years</b>
1. Terry Whiting	748	1968-71
2. James Johnson	478	2004-05
3. Kevin Jones	470	2005-08
4. Dick Ritchey	444	1964-67
5. <b>Blaise Taylor</b>	<b>395</b>	<b>2014-cur.</b>
<b>KICKOFF RETURN YARDS</b>		
	<b>Yds.</b>	<b>Years</b>
1. Brandon Thompkins	2,696	2006-09
2. James Hickenbotham	1,746	1999-2002
3. Darren Toney	1,513	2004-07
4. Robert Kilow	1,504	1998-2000
5. <b>J.D. McKissic</b>	<b>1,407</b>	<b>2012-cur.</b>
<b>KICK RETURN AVERAGE</b>		
	<b>Avg.</b>	<b>Years</b>
1. <b>J.D. McKissic</b>	<b>28.1</b>	<b>2012-cur.</b>
2. Robert Kilow	25.1	1998-2000
<b>KICKOFF RETURNS</b>		
	<b>No.</b>	<b>Years</b>
1. Brandon Thompkins	123	2006-09
T4. Robert Kilow	63	1998-2000
Chris Collier	63	1988-90
T6. Rod Hall	51	2010-11
Lamont Zachery	51	1996-99
T8. <b>J.D. McKissic</b>	<b>50</b>	<b>2012-cur.</b>
Corey Walker	50	1993-96
<b>HIGHEST PUNTING AVERAGE</b>		
	<b>Avg.</b>	<b>Years</b>
1. Ryan Smith	42.8	1998-99
2. <b>Luke Ferguson</b>	<b>42.4</b>	<b>2012-cur.</b>
3. Dan Mullen	41.5	1972-75

Northern Illinois	11	12	12	11	6	52
Clemson	10	11	11	10	9	51
Michigan State	11	7	13	11	8	50
Boise State	12	11	8	12	7	50
Stanford	11	12	11	8	8	50
LSU	13	10	10	8	7	48
Baylor	10	8	11	11	8	48
Oklahoma	10	10	11	8	8	47
Wisconsin	11	8	9	11	8	47
Georgia	10	12	8	10	6	46
Oklahoma State	12	8	10	7	9	46
Notre Dame	8	12	9	8	8	45
Louisville	7	11	12	9	5	44
South Carolina	11	11	11	7	3	43
Cincinnati	10	10	9	9	5	43
Marshall	7	5	10	13	8	43
Houston	13	5	8	8	9	43
Utah State	7	11	9	10	5	42
TCU	11	7	4	12	8	42
USC	10	7	10	9	6	42
UCLA	6	9	10	10	7	42
<b>Arkansas State</b>	<b>10</b>	<b>10</b>	<b>8</b>	<b>7</b>	<b>6</b>	<b>41</b>
Kansas State	10	11	8	9	3	41
Toledo	9	9	7	9	7	41
Texas A&M	7	11	9	8	6	41
Nebraska	9	10	9	9	4	41
BYU	10	8	8	8	7	41
Missouri	8	5	12	11	4	40
Louisiana-Lafayette	9	9	9	9	4	40
Mississippi State	7	8	7	10	7	39

**STEPPING INTO A STARTING ROLE:** Eighteen players have made their first career start at A-State this season (9 vs. USC, 1 vs. Missouri, 7 vs. Missouri State, 1 vs. South Alabama), including 11 on defense and seven on offense. That is tied for the 12th most in the nation . . . UCF and Kansas have the most with 33 each. The defensive starters included DL **Waylon Roberson**, **Donovan Ransom**, **Robert Mondie** and **Jake Swalley**, LB's **Tajhea Chambers**, **Chase Robison** and **Khari Lain**, DB's **Bo Sentimore**, **Cody Brown**, **Blaise Taylor** and **Jamaris Hart**. Gaining their first offensive career start were OL **Daniel Keith**, **Brandon Berg**, **Joseph Bacchus** and **Austin Moreton**, QB **James Tabary** and TE **Warren Leapheart**.

**NEW FACES:** Arkansas State has seen 26 total players, including six true freshmen and five redshirt freshmen, achieve their first game experience at A-State this season. Those 26 players are tied for the 25th most in the nation -- Kansas has the most with 39. Last season, A-State had 31 players that claimed their first game experience with the program.

**OFFENSE:** *Joseph Bacchus (Fr., OL), Jhamal Bell (Fr., OL) Brandon Berg (Fr., OL), Brandon Brockman (So., TE), Robert Maxwell (Fr., OL), Logan Moragne (Fr.-R, RB), Chris Murray (Fr., WR), Sterling Stowers (So., WR), James Tabary (Fr.-R, QB), Warren Wand (Fr., RB) | | DEFENSE:* *Cody Brown (Fr., DB), Tajhea Chambers (Fr., LB), Jarrod Chandler (Fr.-R, LB), Justin Clifton (Fr., DB), Ben Gallagher (So., LB), Marcus Hudson (Fr.-R, DE), Chauncey Mason (Fr., DB), Robert Mondie (Fr., DL), Donovan Ransom (Fr., DL), Griffin Riggs (Fr., DE), Waylon Roberson (Fr., DL), Chase Robison (Fr., DE), Bo Sentimore (Fr., DB), Jake Swalley (Fr., DL) | | SPECIAL TEAMS:* *Drew White (Fr., K), J.D. Houston (Fr., K)*

**YOUTH MOVEMENT/SENIOR LEADERSHIP:** Arkansas State has seven freshmen on its current depth chart, and five of the seven total are true freshmen. At the same time, the Red Wolves also have 15 seniors on their depth chart. Nine of those 15 are listed as starters and seven are fifth-year players.

**HOME SWEET HOME:** Arkansas State has strung together 11 consecutive years with a winning record at Centennial Bank Stadium dating back to 2005. The Red Wolves are now 50-11 (.819 winning percentage) since

**A-STATE'S 2015 SUN BELT RANKINGS**

Stat	A-State	Rank	Leader
Kickoff Coverage	41.1 net avg.	1	A-STATE
Interceptions	17 total	1	A-STATE
Pass Defense Effic.	116.8	2	APP ST
Opp 4th DN Conv.	27.3 pct.	2	USA (22.2)
Sacks By	21 total	2	Troy (22)
First Downs	21.7 pg	2	Idaho (23.3)
Kickoff Returns	23.1 ypr	T2	GA SO (24.0)
Opponent 1st DN	19.8 pg	3	APP ST (17.0)
Rushing Defense	146.6 ypg	3	APP ST (143.4)
Scoring Offense	36.2 ppg	3	APP ST (37.4)
Rushing Offense	233.4 ypg	3	GA SO (385.6)
Turnover Margin	+2 total	T3	APP ST (+5)
Opp 3rd DN Conv.	35.8 pct.	4	Troy (32.1)
Time of Possession	30:39	4	GA SO (33:14)
Punting	39.9 net/p	4	ULL (40.5)
Field Goals	.818	4	APP ST (.909)
Scoring Defense	31.1 ppg	5	APP ST (18.3)
Punt Return Avg.	11.0 ypr	5	TX ST (16.2)
Pass Efficiency	124.9	5	APP ST (170.3)
Total Defense	410.7 ypg	5	APP ST (322.9)
Total Offense	421.0 ypg	5	APP ST (473.0)
3rd DN Conversions	37.7 pct.	6	GA SO (40.7)
Sacks Against	2.11 pg	6	GA SO (0.50)
Opponent Penalties	57.9 ypg	7	TX ST (68.5)
Red Zone Def.	88.9 pct.	T7	APP ST (54.8)
4th DN Conversions	42.9 pct.	8	Idaho (68.8)
PAT Kicking	.951	9	3 tied (1.000)
Pass Defense	264.1 ypg	10	APP ST (179.4)
Pass Offense	187.6 ypg	10	GA ST (332.9)
Red Zone Offense	78.9 pct.	10	2 tied (89.2)
Penalties	71.7 ypg	11	Idaho (47.4)

**A-STATE'S 2015 INDIVIDUAL SBC RANKINGS**

Stat	A-State Player	Avg./Total	Rank
Kick Return Avg.	J.D. McKissic	26.7 ypr	1
Forced Fumbles	Ja'Von Rolland-Jones	3 total	T1
Fumbles Rec.	Chris Stone	3 total	T1
Passes Defended	Cody Brown	1.22 pg	2
Sacks	Ja'Von Rolland-Jones	6.0 total	T2
Interceptions	Rocky Hayes	4 total	3
Punt Returns	Blaise Taylor	12.4 ypr	4
Scoring (TD)	Johnston White	7.3 ppg	4
Punt Returns	Chris Murray	9.1 ypr	5
Interceptions	Cody Brown	3 total	T5
Punting	Luke Ferguson	42.9 ypp	6
Tackles for Loss	Ja'Von Rolland-Jones	9.0 total	6
Field Goals	J.D. Houston	1.0 pg	T6
All-Purpose	J.D. McKissic	121.2 ypg	7
Passes Defended	Rocky Hayes	0.89 pg	7
Scoring (TD)	Michael Gordon	6.0 ppg	T7
Scoring	Johnston White	7.3 ppg	8
Rushing	Michael Gordon	84.4 ypg	8
Passing Efficiency	Fredi Knighten	120.2	8
Receptions	J.D. McKissic	4.6 pg	8
Scoring (Kick)	J.D. Houston	5.5 ppg	8
Passing Yards	Fredi Knighten	119.9 ypg	9
Total Offense	Fredi Knighten	160.6 ypg	9
PAT Kicking Pct.	J.D. Houston	95.2 pct.	9
PAT Kicking Pct.	Drew White	95.0 pct.	10
Passes Defended	Blaise Taylor	0.86 pg	12
Passes Defended	Jamaris Hart	0.78 pg	T14
Passes Defended	Chris Humes	0.78 pg	T14
Tackles for Loss	Khari Lain	6.0 total	T16
Tackles	Khari Lain	6.3 tpg	T20
Tackles	Cody Brown	4.7 tpg	T47

the 2005 season and have won 25 of their last 29 home games. The Red Wolves actual on-field record all-time at Centennial Bank Stadium is 142-74-1 since it opened in 1974. A-State's six home wins in 2011 were its most since 1985.

**THREE TOP-25:** Three of A-State's four non-conference opponents have been ranked among the top 25 teams in the nation at some point this season. Toledo checked in as high as No. 20 at one point on the AP Poll, while A-State began its 2015 campaign with back-to-back games against top-25 teams (then ranked No. 8 USC, No. 21 Missouri) for the first time since 2004 when it faced No. 17 Missouri and No. 4 LSU. The Red Wolves' lone victory over a top-25 team since joining the FBS in 1992 came against No. 25 Kent State in the 2013 GoDaddy Bowl. USC was the highest ranked opponent Arkansas State had faced since playing at No. 5 Oregon to open the 2012 season.

**UNBUCKLE THE BELT:** The Red Wolves stand 10-5 all-time in Sun Belt Conference openers after picking up a 49-35 win over Idaho in their first league game this year. A-State has now won its last three Sun Belt openers, also knocking off ULM 28-14 last year and Troy 41-34 in 2013. Prior to the current three-year stretch, the last time the Red Wolves won three consecutive SBC openers was 2004-06.

**RED WOLVES TABBED THIRD IN SBC PRESEASON POLL:** Arkansas State was picked third in the Sun Belt Conference Preseason Coaches Poll, receiving 96 points and one first place vote. The Red Wolves have been picked to finish among the top three teams in the league seven of the last 10 years. A-State has won the conference three of the last four years, including 2011, 2012 and 2013.

**PRESEASON ALL-SUN BELT CONFERENCE:** Led by six first-team selections, Arkansas State placed a league-high 11 players on the 2015 Preseason All-Sun Belt Conference Team. The Red Wolves had two first team offense, three first team defense and one first team special teams picks, while five other players garnered second team accolades.

**101ST SEASON:** Arkansas State kicked off its 101st season of football Sept. 5 at USC. A-State now holds a 447-471-37 record since the inaugural season and has played in 12 bowl games. A-State did not field a team from 1942-44 due to World War II. Arkansas State also didn't have a team in 1918 as World War I was ending.

**THREE FORMER WALK-ONS EARN SCHOLARSHIP:** Head coach **Blake Anderson** announced during A-State's fall camp that three former walk-ons to the Red Wolves football team have been awarded full athletics scholarships. While senior defensive back **Raziel Velgis** has been placed on scholarship in the past, all three have all been a walk-on member of the team at some point during their careers. In addition Velgis, sophomore receiver **Sterling Stowers** and sophomore defensive lineman **Clifford Thomas** have earned a scholarship.

**OFFENSIVE TEAM NOTES**

**300-PLUS:** Dating back to the 2010 season, Arkansas State has posted at least 300 yards of total offense in 65 of its last 73 games (.890 percentage). A-State went over 300 yards in all 13 games last season and has reached the mark seven times this year.

**400-PLUS:** Including the last three games in a row and

**A-STATE'S 2015 NCAA RANKINGS**

Stat	A-State	Rank	Leader
Passes Intercepted	17 total	1	A-STATE
Defensive TDs	5 total	2	Buffalo
Turnovers Gained	22 total	6	Houston
Blocked Kicks	3 total	9	2 tied
4th DN Conv. Def.	.273 pct.	10	2 tied
Rushing Offense	233.4	14	Ga. Southern
Net Punting	39.90 avg.	23	Colorado St.
Kickoff Returns	23.85 ypr	24	Tennessee
Scoring Offense	36.2 ppg	26	Baylor
KO Return Def.	19.17 ypr	32	Ga. Southern
Pass Efficiency Def.	116.92	38	Michigan
Punt Returns	10.96 ypr	40	Virginia
Rushing Defense	146.1 ypg	44	Boston Coll.
Sacks	2.33 pg	45	Penn State
3rd DN Conv. Def.	.358 pct.	45	Clemson
Total Offense	421.0 ypg	50	Houston

**A-STATE'S 2015 INDIV. NCAA RANKINGS**

Stat	A-State Player	Avg./Total	Rank
Field Goal Pct.	J.D. Houston	1.000	T1
Fumbles Rec.	Chris Stone	3 total	T2
Blocked Kicks	Chris Odom	2 total	T4
KO Return TDs	J.D. McKissic	1 total	T7
Forced Fumbles	Ja'Von Rolland-Jones	0.33 pg	15
Kickoff Returns	J.D. McKissic	28.0 ypr	15
Punt Returns	Blaise Taylor	12.4 ypr	16
Interceptions	Rocky Hayes	4 total	T16
Rush Yds Per Att	Michael Gordon	6.32 ypa	17
Interception PG	Rocky Hayes	0.4 pg	T18
Rushing TDs	Johnston White	11 total	20
Passes Defended	Cody Brown	1.2 pg	26
Interceptions	Cody Brown	3 total	T34
Sacks	Ja'Von Rolland-Jones	0.67 pg	36
Receiving TDs	Tres Houston	6 total	37
Punting	Luke Ferguson	42.9 avg	41
Interceptions PG	Cody Brown	0.3 pg	T45
Rushing Yard	Michael Gordon	758 total	48

six games total this season, Arkansas State has posted at least 400 yards total offense in 15 of 22 games under head coach Blake Anderson and offensive coordinator Walt Bell. The Red Wolves have posted over 500 yards total offense four times in 2015, including a season-high 624 yards against Missouri State. Last season, the Red Wolves tallied at least 500 yards total offense in five outings and ranked 20th in the nation in total offense (476.5 ypg).

**LIGHTING UP THE SCOREBOARD:** A-State has posted at least 30 points in 38 of its last 56 regular-season games (68 percent) dating back to the 2011 season, including 12 of the last 16 contests. The Red Wolves have won 26 of their last 30 games when scoring at least 30 points.

**RUSHING RED WOLVES:** Arkansas State has posted at least 200 rushing yards in each of the last five games for the first time since the 1988 season when it was an FCS member and reached the mark in nine consecutive outings. Additionally, the Red Wolves are averaging 294.0 rushing yards per game over their last five outings and have piled up 16 rushing touchdowns over the same span.

**FINDING THE END ZONE:** Sophomore running back **Johnston White** has recorded a team and career-best 11 rushing touchdowns this season, giving him 17 running scores during his career. He has scored multiple rushing touchdowns in four games this season. He needs three more rushing touchdowns to tie the 10th most in school history for a career.

**WAND MAKING EARLY IMPACT:** Running back **Warren Wand** has rushed for 561 yards, the second most on the team, and is averaging 6.8 yards per carry as a true freshman. His 561 yards are the most by a true freshman at A-State since Lamont Zachery ran for 846

yards in 1996. Wand has rushed for at least 50 yards in six games, including a career-high 119 against Georgia State.

**OVER 2,000:** This season, senior running back **Michael Gordon** became the 12th player in school history to record over 2,000 career rushing yards. Gordon has rushed for a team-high 758 yards this season, pushing his career total to 2,657. Currently A-State's seventh all-time leading rusher, Gordon needs an additional 279 rushing yards to become the school's sixth all-time career leader. Gordon is also ranked fifth all-time in rushing touchdowns at A-State with 30 to his credit. He has scored at least one rushing TD in 16 career games, 2+ TDs in seven contests, 3+ TDs in five outings and a career-high five against Idaho as a junior.

**GROWING NUMBERS FOR GRISWOLD:** Senior tight end **Darion Griswold's** 856 career receiving yards are the second most in school history by an A-State tight end behind only Steve Lockhart's 1,216 accumulated between 1968-71. Additionally, Griswold's 63 receptions are the most by an A-State tight end since Lockhart recorded a tight end school-record 79. Lockhart was a 12th round NFL Draft pick by the New Orleans Saints.

**TAKING OVER AT QB:** In 13 of his 19 career starts, senior quarterback **Fredi Knighten** has posted over 200 yards total offense. Knighten has recorded at least 300 yards total offense in seven games the last two seasons. During the Red Wolves' game against South Alabama, he became the seventh player in school history to record over 5,000 yards total offense in a career (now 5,879).

**A FLARE FOR THE DRAMATIC:** Senior RB **Michael Gordon** holds a career 6.7 average per rush, which ranks tied for the second highest in school history, and has been a part of 20 plays covering at least 30 yards the past four seasons. He has recorded 13 career runs covering at least 40 yards:

92 yd TD vs UAPB (2013); 73 yd TD vs Appalachian State (2015); 70 yd TD vs ULL (2014); 68 yd vs ULM (2014); 64 yd TD vs Troy (2013); 59 vs. Idaho (2015); 55 vs. Idaho (2015); 53 vs GSU (2014); 50 vs GSU (2014); 49 yd vs ULM (2014); 44 yd TD vs Idaho (2014); 42 yd TD vs Montana State (2014); 40 yd TD vs Texas State (2013)

**Mc-KISS-ic THE RECORD GOODBYE:** Senior wide receiver **J.D. McKissic** broke the Sun Belt Conference record for career receptions during the Red Wolves' game against Idaho, recording four receptions to give him 264 for his career (now 278). He broke the Sun Belt Conference record (262) formerly held by Troy's Jerrel Jernigan (2007-10). McKissic has caught at least one pass in 45 of 46 career games, including the last 10 in a row dating back to last season. He entered the 2014 regular-season finale against New Mexico State with a catch in 35 consecutive games (every game of his career), which was the 12th longest streak in the nation at the time.

**RECEIVING RECORDS:** **J.D. McKissic** has already taken over the Arkansas State record books in almost every major receiving statistical category. He holds the school record for receptions in a game (15), season (103) and career (278). He is ranked second for career receiving yards with 2,720 to his credit and has 10 receiving touchdowns that rank tied for seventh. He is the only player in school history to have 70 or more receptions in two different seasons. Additionally, he needs just 11 receiving yards to break the school record for a career.

His 2,720 receiving yards are the third most in Sun Belt Conference history.

**OFFENSIVE NCAA ACTIVE CAREER LEADERS:** Arkansas State seniors **Fredi Knighten**, **Michael Gordon** and **J.D. McKissic** are all ranked among the top 40 active NCAA career leaders in at least one statistical category. McKissic leads the nation in career receptions among current players with 278, and the second closest player (Nelson Spruce of Colorado) is six receptions behind McKissic.

A-State Player	Stat	Rank	Total/Avg.
J.D. McKissic	Receptions	1	278
J.D. McKissic	KO Return Avg.	4	28.1 ypr
J.D. McKissic	All-Purpose Yds	5	4,635
J.D. McKissic	Receiving Yards	11	2,720
Michael Gordon	Rushing Yards	19	2,657
Fredi Knighten	Total Offense	35	5,879
Fredi Knighten	Pass Efficiency	40	134.88

**PLAYER OF THE WEEK:** Senior running back **Michael Gordon** was named the Sun Belt Conference Offensive Student-Athlete of the Week on Oct. 5 after rushing for a career-high 221 yards and season-high three touchdowns against Idaho, leading Arkansas State to a 49-35 victory over the Vandals. Gordon's 221 rushing yards were the second most ever by an A-State player at Centennial Bank Stadium. He ran the ball a career-high 26 times, averaging 8.5 yards per attempt, and recorded three or more rushing touchdowns in a game for the fifth time of his career.

**DEFENSIVE NOTES**

**LOCK IT DOWN:** Even while A-State's pass defense efficiency ranked first in the Sun Belt Conference last season at 122.3, the Red Wolves have shown improvement on that number through their first nine games this year. Their pass defense efficiency this season is 116.92, which is the second best in the league and currently ranked 38th in the nation. The Red Wolves have 17 interceptions (most in the nation) and are allowing just a 52.7 completion percentage (21st in the nation).

**PLAYING IN THE BACKFIELD:** Sophomore defensive end **Ja'Von Rolland-Jones** has recorded at least a half TFL in six of nine games this season and 10 of his last 14 contests dating back to last year. He also has a team-high 6.0 sacks this season, as well as a team-high 14.5 for his career. He has tallied at least a half sack in nine of his last 14 games.

**PICK IT OFF:** Senior cornerback **Rocky Hayes** entered this season with three interceptions recorded over the previous two years he spent in the defensive backfield, but already has a team-leading four this season that ranks third in the Sun Belt and tied for 16th in the nation. He completed the Idaho game on Oct. 3 with a career-high two interceptions. He is currently ranked 36th in the nation in career passes defended (27) among active players.

**THE FAST LAIN:** Sophomore linebacker **Khari Lain** leads the Red Wolves in tackles through the first nine games with 57, which is also tied for the 20th most in the Sun Belt Conference. With an expanded role this season, Lain has already posted 51 more tackles than he had a year ago (6).

**DEFENSIVE NCAA ACTIVE CAREER LEADERS:** Arkansas State's **Rocky Hayes** and **Ja'Von Rolland-Jones** are both ranked among the top-50 active NCAA leaders in one statistical category. Rolland-Jones, ranked 38th in sacks,

**RETURNING NCAA STATISTICAL LEADERS**

Rush Yards Per Carry (No. 7)	Michael Gordon (6.92)
Points Responsible For (No. 9)	Fredi Knighten (218)
Punt Return TDs (No. 11)	Blaise Taylor (1)
Total Offense (No. 12)	Fredi Knighten (312.0)
Pts Responsible For P/G (No. 13)	Fredi Knighten (17.2)
Sacks (No. 14)	Ja'Von Rolland-Jones (0.85)
Passing Yards (No. 25)	Fredi Knighten (3,277)
Rushing TDs (No. 26)	Michael Gordon (13)
Passing Yards Per Game (No. 27)	Fredi Knighten (252.1)
Passing Touchdowns (No. 27)	Fredi Knighten (24)
Rushing Yards Per Game (No. 29)	Michael Gordon (100.0)
Completions Per Game (No. 29)	Fredi Knighten (20.7)
Completion Percentage (No. 33)	Fredi Knighten (.623)
Punt Returns (No. 35)	Blaise Taylor (8.1 avg.)
Passing Efficiency (No. 36)	Fredi Knighten (141.1)
Yards Per Reception (No. 40)	Dijon Paschal (17.4)
Rushing Yards (No. 41)	Michael Gordon (1,100)
Yards Per Pass Attempt (No. 42)	Fredi Knighten (7.59)
Passing Yds Per Completion (No. 47)	Fredi Knighten (12.2)
Solo Tackles (No. 47)	Xavier Woodson (5.3)
Rushing TDs (No. 47)	Fredi Knighten (11)

**LOST NCAA STATISTICAL LEADERS**

Solo Tackles (No. 14)	Qushaun Lee (6.1)
Fumbles Recovered (No. 43)	Dexter Blackmon (2)
Interceptions (No. 45)	Artez Brown (0.3) Qushaun Lee (0.3)

**ACTIVE NCAA CAREER LEADERS**

Receptions (No. 1)	J.D. McKissic (278)
Sacks Per Game (No. 2)	Ja'Von Rolland-Jones (0.73)
Kickoff Return Average (No. 4)	J.D. McKissic (27.8)
All-Purpose Yards (No. 5)	J.D. McKissic (4,635 yds.)
TFL Per Game (No. 7)	Ja'Von Rolland-Jones (1.05)
Receiving Yards (No. 11)	J.D. McKissic (2,720)
Rushing (No. 19)	Michael Gordon (2,657 yds.)
Punt Return Average (No. 25)	Blaise Taylor (9.4)
Receiving Yards Per Game (No. 35)	J.D. McKissic (39.0)
Total Offense (No. 35)	Fredi Knighten (5,879)
Passes Defended (No. 36)	Rocky Hayes (27)
Receptions Per Game (No. 37)	J.D. McKissic (3.97)
Sacks (No. 38)	Ja'Von Rolland-Jones (14.5)
Passing Efficiency (No. 40)	Fredi Knighten (134.88)

**A-STATE IN FINAL 2014 NCAA STATS (top 50)**

Kickoff Return Defense (No. 4)	16.31
Punt Return Defense (No. 9)	3.10
Defensive TDs (No. 14)	4
Passes Intercepted (No. 15)	16
Team Sacks (No. 17)	2.85
Scoring Offense (No. 18)	36.7
Net Punting (No. 19)	39.82
Total Offense (No. 20)	476.5
Turnovers Gained (No. 21)	28
Rushing Offense (No. 25)	216.4
Third Down Conversion Pct. Defense (No. 27)	359
Fumbles Recovered (No. 28)	12
First Downs Offense (No. 30)	304
Kickoff Returns (No. 31)	22.49
Turnover Margin (No. 33)	0.46
Fourth Down Conversion Pct. Defense (No. 36)	435
Team Tackles for Loss (No. 36)	6.6
Completion Percentage (No. 36)	616
Team Passing Efficiency (No. 38)	139.84
Passing Offense (No. 39)	260.1
Red Zone Defense (No. 42)	795
Passing Yards Allowed (No. 44)	216.0
Team Passing Efficiency Defense (No. 45)	122.26

## 2015 ARKANSAS STATE FOOTBALL NOTES: at ULM

is one of just two sophomores among the top-50 leaders in the stat.

A-State Player	Stat	Rank	Total/Avg.
J. Rolland-Jones	Sacks per game	2	0.73 pg
Rocky Hayes	Passes Defended	36	27
J. Rolland-Jones	Sacks	38	14.5

**PICK IT OFF:** While the Red Wolves were unable to record a turnover gained against USC, they have come back to record 17 interceptions over their last eight games. A-State posted three interceptions against Missouri, Missouri State, Idaho and South Alabama which were its most since the South Alabama game a year ago. The last time A-State recorded an interception in at least eight straight games during the same season was 2011. The Red Wolves are ranked first in the nation this season in total interceptions. Additionally, their 17 interceptions are the most by an A-State team since the 2011 squad picked off 19.

**PLAYER OF THE WEEK:** Junior safety **Cody Brown** was named the Sun Belt Conference Defensive Student-Athlete of the Week on Oct. 26 after tying his then-career high seven tackles, posting one pass break-up and returning his third interception of the season 30 yards for a touchdown during Arkansas State's 37-27 victory over Louisiana-Lafayette.

### SPECIAL TEAMS NOTES

**ON A ROLL:** Junior kicker **J.D. Houston** made a career-high four field goals last game versus Appalachian State to make him 8-of-8 on the season. His eight consecutive field goals made ties Josh Arauco (2007) for the sixth longest streak in school history. Additionally, his four field goals tied the fourth most in school history and he scored 16 points by kicking that ranks as the fifth most in A-State history.

**BLOCK PARTY:** Junior defensive end **Chris Odom** recorded his first two career blocks during the Georgia State game, his first coming on a field goal and the second on an extra point attempt. In the process, he became the seventh player in school history to record multiple blocks in the same game. Entering the game, the Red Wolves had one block all season. Now with three total blocks, they have one more than they had all last season.

**COVERED UP:** The Red Wolves were one of the top teams in both kickoff and punt coverage a year ago, ranking No. 4 in the nation in kickoff return defense (16.31 ypr) and No. 9 in punt return defense (3.10 ypr). Their first nine games of the 2015 season saw them allow just 19.2 yards per kick return, which is the 32nd best average in the nation. Additionally, they are averaging 39.90 net yards per punt to rank 23rd in the country.

**PRECISION PUNTING:** Not only is senior punter **Luke Ferguson** averaging 42.9 yards per punt, he has recorded 21 punts (43 percent) inside the 20 that lead the Sun Belt Conference. Ferguson has posted at least one punt inside the opponent's 20 every game this season, including a career-tying four against Missouri and Louisiana-Lafayette. He finished last season with 22 punts inside the 20 and now has 51 for his career.

**ON THE RETURN:** Sophomore cornerback **Blaise Taylor** recorded a season-high 60 punt return yards versus Georgia State on two attempts, including one that went for a season-best 53 yards. A preseason All-Sun Belt Conference return specialist, Taylor holds a punt return average of 12.4 yards per attempt, which ranks 16th in the nation and stands as the fourth highest average in school history.

**NATIONAL RANKINGS:** Arkansas State's special teams units have become one of the best-rounded in the nation, ranking among the top 40 teams in the country in five different statistical categories:

Stat	Total/Avg.	Rank
Blocked Kicks	3 total	9
Net Punting	39.9 avg.	23
Kickoff Returns	23.9 ypr	24
KO Return Def.	19.2 ypr	32
Punt Returns	10.9 ypr	40

**PLAYER OF THE WEEK:** Senior wide receiver **J.D. McKissic** was named the Sun Belt Conference Special Teams Student-Athlete of the Week on Nov. 30 after recording a school-record 211 kickoff return yards, including a 92-yard return for a touchdown, during A-State's game against Toledo. His 211 yards were the second most (now third most) in the nation this season and the fifth most ever by a Sun Belt Conference player. McKissic's 92-yard return was the 10th longest in school history and the first return for a touchdown by an A-State player since he accomplished the feat on a 98-yard return versus Idaho in 2013. He became the 10th player in Sun

A-STATE TEAM SEASON RECORDS			A-STATE INDIVIDUAL SEASON RECORDS			
<b>YARDS PER PLAY</b>			<b>TOUCHDOWN RECEPTIONS</b>			
	<b>Avg.</b>	<b>Year</b>		<b>No.</b>	<b>Year</b>	
1.	6.4	2012	T1.	Alfred Bentley	10	1959
T4.	5.7	2011		John Koldus	10	1951
	5.7	2010	T3.	Julian Jones	7	2012
	5.7	2005		Taylor Stockemer	7	2011
T7.	5.6	2015	T5.	<b>Tres Houston</b>	<b>6</b>	<b>2015</b>
	5.6	2013		Dwayne Frampton	6	2011
<b>YARDS PER PLAY</b>				Dwayne Frampton	6	2010
	<b>Avg.</b>	<b>Year</b>		Alvin Powell	6	2001
1.	476.5	2014		Kendricke Bullard	6	1990
2.	466.7	2012	<b>PUNTING AVERAGE</b>			
3.	447.8	2011		<b>Avg.</b>	<b>Year</b>	
4.	421.0	2015	1.	Ryan Smith	44.4	1999
<b>YARDS PER PLAY</b>			2.	Luke Ferguson	43.8	2013
	<b>Avg.</b>	<b>Year</b>	3.	<b>Luke Ferguson</b>	<b>42.9</b>	<b>2015</b>
1.	5.1	1989	4.	Dan Mullen	42.8	1975
T2.	5.0	2012	<b>PUNT RETURN AVERAGE</b>			
	5.0	2008		<b>Avg.</b>	<b>Year</b>	
	5.0	1987	1.	Terry Whiting	19.4	1971
	5.0	1984	2.	Terry Whiting	14.8	1969
	5.0	1975	3.	Dick Ritchey	14.1	1965
T7.	4.9	2015	4.	<b>Blaise Taylor</b>	<b>12.4</b>	<b>2015</b>
	4.9	2014	<b>KICKOFF RETURN YARDS</b>			
	4.9	1996		<b>Yds.</b>	<b>Year</b>	
<b>MOST TOUCHDOWNS</b>			1.	Brandon Thompkins	1,062	2007
	<b>Avg.</b>	<b>Year</b>	4.	Robert Kilow	724	2000
1.	65	2014	5.	J.D. McKissic	629	2013
5.	49	1952	6.	Chappell Mitchell	618	1997
6.	47	2010	7.	Chris Collier	593	1990
7.	46	2011	8.	<b>J.D. McKissic</b>	<b>588</b>	<b>2015</b>
8.	45	2013	<b>KICKOFF RETURN AVERAGE</b>			
T9.	43	2015		<b>Avg.</b>	<b>Year</b>	
	43	1987	1.	Andrew Tryon	30.8	2011
			2.	Kearney Blalack	30.4	1970
			3.	J.D. McKissic	30.0	2013
			4.	<b>J.D. McKissic</b>	<b>28.0</b>	<b>2015</b>
			5.	Dick Ritchey	27.1	1966

Belt history to post two kickoff return touchdowns in a career.



Blake Anderson, a 13-year coaching veteran at the NCAA FBS level who also coached in an NJCAA National Championship game, was named the Red Wolves' 30th all-time head football coach on Dec. 19, 2013.

"It's with great excitement that we are announcing Blake Anderson as our head football coach," said Mohajir. "Blake's outstanding credentials as a coach are well documented, but it was also very apparent to us during this search process that he is a quality person who wants to be at Arkansas State, cares about his players and is committed to their success both on and off the field. I'm confident that we've found the right head coach for Arkansas State at the right time as we build on our success and continue to develop a strong national brand."

"Obviously, I'm ecstatic to be here at Arkansas State," said Anderson. "This program's recent accomplishments are very impressive. There is a great tradition here and the fan base is outstanding, so my family and I are excited to be a part of all the wonderful things happening with Arkansas State."

Anderson led A-State to its fourth consecutive winning season and bowl-game appearance his first season at the helm, which also saw the Red Wolves break the school records for total offense (6,194), average yards total offense (476.5 yards per game), total plays (1,024), points scored (477) and touchdowns scored (65).

Out of 30 all-time head coaches, Anderson became just the fourth to win at least seven games in his first season at A-State. Despite injuries forcing Anderson to use a different starting lineup in every regular-season game, his squad ranked among the top 45 teams in the nation in 23 combined offensive, defensive and special teams categories. In the process, he saw 11 of his players earn All-Sun Belt Conference recognition, which tied the second most in the league.

Anderson led the Red Wolves to a 5-1 home record, which included an overtime win over a Utah State team that won 10 games and received votes in the final Associated Press Top-25 Poll. Under his direction, A-State won six games by at least 14 points as well.

Upon his arrival at A-State, he assembled a well-respected coaching staff and began working to put together his first recruiting class in an abbreviated time period. Not only did he sign the Sun Belt's No. 1 ranked class by Rivals.com, both his recruiting classes have ranked among the top three teams in the league by all major recruiting services.

Before joining A-State, Anderson worked on head coach Larry Fedora's staff as offensive coordinator and quarterbacks coach at both North Carolina and Southern Miss the previous four seasons. His dynamic offense helped lead the two programs to 34 victories, three bowl game appearances and two conference or divisional titles. Along the way, his

potent offense was responsible for breaking both school's total offense records while also ranking among the most productive teams in the nation.

The Hubbard, Texas, native came to A-State after spending the last two seasons as the offensive coordinator and quarterbacks coach at North Carolina, where he helped lead the Tar Heels to an Atlantic Coast Conference Coastal Division title in 2012 and the Belk Bowl in 2013. Under Anderson's direction, North Carolina averaged 432.4 total yards per game in 2013 after setting the school record the previous year with 485.6 yards per contest. Prior to his arrival in Chapel Hill, the Tar Heels had not averaged 400 yards in a season since 1993.

North Carolina's offense posted more than 500 yards of total offense seven times during Anderson's two seasons at the school, including a school-record 721 versus Old Dominion his last season, and scored 40 or more points in nine games. The Tar Heels averaged 44.2 points per game at Kenan Stadium (14 games) and 25.4 on the road (10 games) with Anderson as their offensive coordinator.

Anderson led a passing offense during the 2013 season ranked 23rd in the nation, averaging 286.3 yards per game. North Carolina posted 27 passing touchdowns, which were the second most in school history and just two behind the 29 recorded in 2012. The Tar Heels ranked among the top 44 teams in the nation in total offense, completion percentage, passing offense, red zone offense, scoring offense, passing efficiency, fourth down conversions and turnovers lost in 2013.

North Carolina's offensive success was just a continuation from Anderson's initial season, which saw the Tar Heels establish more than 35 school records. The Tar Heels finished eighth in the country in scoring, averaging 40.6 points per game, and were 14th nationally with 485.6 yards per game. Their passing attack was 26th nationally with 291.8 yards per contest, and the Tar Heels also rushed for 193.8 yards per game, their highest average since 1994.

Individuals excelled in Anderson's system at every position. During his time at the school, six offensive players received All-ACC recognition, including First Team All-America selection Eric Ebron at tight end. As quarterbacks coach, Anderson tutored standouts Bryn Renner and Marquise Williams. Renner set the single-season school record for touchdowns passes with 28 in 2012, while Williams provided a spark to the UNC offense in 2013 with his mobility outside the pocket. Williams finished the regular season with 1,058 yards of total offense in the last three games alone, which was the most in any three-game stretch in Tar Heels history. He was also the first quarterback to lead North Carolina in rushing since 1968.

Anderson went to Chapel Hill after a record-setting run as Southern Miss' offensive coordinator and quarterbacks coach. The Golden Eagles set school records for total offense in each of Anderson's last two years. He was part of a Southern Miss staff under Fedora that won a school-record 12 games in 2012, including the Conference USA championship over previously unbeaten Houston and the Hawaii Bowl over Nevada.

Anderson spent his first two seasons as USM's quarterbacks coach and run game coordinator and developed Austin Davis into one of the nation's top signal callers. Davis broke nearly every school record in an outstanding four-year career.

Under the eye of Anderson, the Golden Eagles were one of 14 teams in the country that averaged more than 200 yards per game in both rushing and passing in 2011. The Golden Eagles had nearly 6,500 yards of total offense and set a school record with 461.4 yards per game. In addition, USM was 15th nationally in scoring offense, 16th in total offense and 21st in rushing offense. Anderson's offense posted 30-or-more points in 10 of 14 games in 2011, including a season-high 63 in a win over Navy.

In 2010, Southern Miss was 18th in total offense, 20th in rushing offense and 35th in passing offense. The Golden Eagles also averaged 36.9 points per game to rank 15th in the nation. That season, Anderson's quarterbacks were among the most efficient in the nation with only eight interceptions thrown – including one by a wide receiver – to 24 touchdowns. Davis accounted for 10 of the team's 28 rushing touchdowns, more than any other back.



In his first year in Hattiesburg in 2008, Anderson mentored then red-shirt freshman and first-year starter Davis, who responded by having the best season ever for a freshman QB at the school, while also putting together one of the better years that any signal caller has had at the university.

Davis, who was the first freshman to start in his opening game since 1991, notched 15 school records, including six season marks – passing yards (3,128), completions (261), attempts (454), total offense (3,636) and touchdowns responsible for (30).

Anderson came to Southern Miss after spending the 2007 campaign at Louisiana-Lafayette as offensive coordinator and quarterbacks coach. The Ragin’ Cajuns posted the No. 6-rated rushing offense nationally (251.6) in 2007 and became the Sun Belt’s first ever 3,000-yard rushing team (3,019).

Anderson, who was in private business from 2004-06, previously worked at Middle Tennessee, where he helped direct an offensive unit as co-offensive coordinator and wide receivers coach from 2002-04.

He spent three seasons at New Mexico before landing at MTSU. He served as the wide receivers coach in 2001 and running backs coach from 1999-2000. The UNM rushing attack was responsible for a major share of the Lobo offense in 2000. The Lobos averaged 148 yards per game on the ground, which accounted for 56 percent of the team’s total offense.

Anderson worked at Trinity Valley Community College (1995-98) before joining the Division I FBS ranks at New Mexico. In 1998, he was the offensive coordinator and the Cardinals went 7-3. He helped lead the Cardinals to the 1997 NJCAA National Championship.

He began his coaching career at Eastern New Mexico in 1992 (graduate assistant) and 1993 (full-time), where he tutored the wide receivers. He then moved on to Howard Payne University in Brownwood, Texas, to coach wide receivers in 1994. HPU won the Texas IAA conference title.

A two-year letterwinner at wide receiver for Sam Houston State from 1989-91, Anderson was named Southland Conference All-Academic as a senior. He also played for two years as a quarterback and receiver at Baylor (1987-89) before transferring. Anderson graduated with his bachelor’s degree in kinesiology from Sam Houston State in 1992. He also attained his master’s degree in sports administration from Eastern New Mexico in 1994. Anderson and his wife Wendy have one daughter, Callie, and two sons, Coleton and Cason.

## ANDERSON AT A GLANCE

**BLAKE ANDERSON FILE:**

**Hometown:** Hubbard, Texas

**Born:** March 24, 1969

**High school:** Hubbard

**College:** Sam Houston State, 1992 (kinesiology); Eastern New Mexico (Master’s)

**Years in coaching:** 22

**Wife:** Wendy

**Children:** daughter Callie and sons Coleton and Cason

### COACHING ASSIGNMENTS YEAR-BY-YEAR

Year	School	Position	Postseason/Bowls
2014-Cur.	Arkansas State	Head Coach	2015 GoDaddy Bowl
2012-13	North Carolina	Offensive Coordinator/QB Coach	2013 Belk Bowl
2010-11	Southern Miss	Offensive Coordinator/QB Coach	2010 Beef ‘O’ Brady Bowl, 2011 C-USA Champs, 2011 Hawaii Bowl
2008-09	Southern Miss	QB Coach/Run Game Coordinator	2008 New Orleans Bowl, 2009 New Orleans Bowl
2007	Louisiana-Lafayette	Offensive Coordinator/Quarterbacks Coach	
2002-04	Middle Tennessee	Co-Offensive Coordinator/Wide Receivers Coach	
2001	New Mexico	Wide Receivers Coach	
1999-2000	New Mexico	Running Backs Coach	
1998	Trinity Valley College	Offensive Coordinator	
1995-97	Trinity Valley College	QB/WR/DB/Recruiting Coordinator	1997 Red River Bowl/NJCAA Championship
1994	Howard Payne	Wide Receivers Coach	American Southwest Conference Champs
1993	Eastern New Mexico	Wide Receivers Coach	
1992	Eastern New Mexico	Graduate Assistant	

2015 ARKANSAS STATE FOOTBALL NOTES: **Roster**

Name	No.	No.	Name	Pos.	Ht.	Wt.	Cl.	Exp	Hometown (previous school)
72	Joseph Bacchus	1	D.J. Pearson	QB	6-2	190	Fr.	HS	Duluth, Ga. (Northview)
7	Omar Bayless	1	Blaise Taylor	DB	5-9	163	So.	1L	Auburn, Ala. (Auburn)
60	Jhamahl Bell	2	Nehemiah Wagner	DB	6-0	169	So.	1L	Mesquite, Texas (Horn)
63	Ben Benton	3	Rocky Hayes	DB	5-11	182	Sr.	3L	Heflin, Ala. (Cleburne County)
58	Brandon Berg	3	Jamal Jones	RB	5-9	185	Fr.	HS	Memphis, Tenn. (Trezevant)
30	Kellen Blanchett	4	Terrance Hollingsworth	RB	5-9	206	So.	1L	Berry, Ala. (Berry)
10	Cameron Birse	5	Daryl Rollins-Davis	WR	5-9	165	So.	1L	Knoxville, Tenn. (Fulton)
83	Brandon Brockman	6	Warren Wand	RB	5-5	174	Fr.	HS	Edmond, Okla. (Memorial)
21	Cody Brown	7	Omar Bayless	WR	6-3	190	Fr.	HS	Laurel, Miss. (Laurel)
17	Darveon Brown	8	Chauncey Mason	DB	5-9	190	Fr.	HS	Boynton Beach, Fla. (Boynton Beach)
28	Brandon Byner	9	Fredi Knighten	QB	5-11	197	Sr.	3L	Little Rock, Ark. (Pulaski Academy)
87	Javier Carbonell	9	Khari Lain	LB	5-10	195	So.	1L	Tyrone, Ga. (Sandy Creek)
54	Caleb Caston	10	Cameron Birse	QB	6-2	218	So.-R	1L	Danville, Calif. (San Ramon Valley)
32	Tajhea Chambers	10	Justin Clifton	DB	6-0	207	Fr.	HS	Tupelo, Miss. (Tupelo)
31	Jarrold Chandler	11	Ja'Von Rolland-Jones	DE	6-2	231	So.-R	1L	Mesquite, Texas (Mesquite)
79	Jemar Clark	12	Carson Coats	QB	6-1	185	Fr.	HS	Jonesboro, Ark. (Jonesboro)
10	Justin Clifton	12	Charles Grant	DB	5-11	187	So.	1L	Mesquite, Texas (Mesquite)
12	Carson Coats	13	Charleston Girley	DB	6-0	194	Sr.-R	3L	Pine Bluff, Ark. (Dollarway)
50	Austin Copeland	13	James Tabary	QB	6-2	209	Fr.-R	RS	New Orleans, La. (Holy Cross)
73	Cameron Davis	14	Chris Murray	WR	5-9	178	Jr.	TR	Tampa, Fla. (Hutchinson (KS) CC)
34	Carderious Dean	15	Luke Ferguson	P/K	6-0	223	Sr.	3L	Jonesboro, Ark. (Jonesboro)
45	Ryan Eustace	15	Tres Houston	WR	6-2	199	Sr.-R	2L	College Park, Ga. (NE Mississippi CC)
15	Luke Ferguson	16	Tyler Trosin	WR	5-11	207	Sr.	1L	Folsom, Calif. (American River (CA) Coll.)
31	Damon Foncham	17	Darveon Brown	WR	5-11	176	Fr.	HS	Warren, Ark. (Warren)
78	Jamal Fontenot	18	Booker Mays	WR	5-10	175	Sr.-R	2L	Pine Bluff, Ark. (Dollarway)
75	Dalton Ford	19	Darion Griswold	TE	6-5	255	Sr.-R	3L	Dumas, Ark. (Dumas)
53	Ben Gallagher	20	Bo Sentimore	DB	6-0	181	Jr.	TR	Laurel, Miss. (East Mississippi CC)
13	Charleston Girley	21	Cody Brown	DB	6-2	204	Jr.	TR	Bellville, Texas (Independence (KA) CC)
34	Michael Gordon	22	Ty Mimbs	DS	6-1	210	Fr.	HS	Sandersville, Ga. (Brentwood School)
12	Charles Grant	22	Jamaris Hart	DB	5-9	165	So.-R	1L	Florence, Ala. (Florence)
19	Darion Griswold	23	J.D. McKissic	WR	5-11	191	Sr.-R	3L	Phenix City, Ala. (Central)
46	Mitch Hardy	24	Blake Mack	WR	6-3	231	So.	1L	Lonoke, Ark. (Lonoke)
70	Kyle Harris	25	Katon Hill	RB	5-10	210	Fr.-R	RS	Jonesboro, Ark. (Jonesboro)
48	T.J. Harris	25	Dee Liner	DL	6-3	295	Jr.	TR	Muscle Shoals, Ala. (Alabama)
22	Jamaris Hart	26	DeKeathan Williams	RB	6-1	213	Jr.-R	2L	West Helena, Ark. (Central)
3	Rocky Hayes	27	Money Hunter	DB	6-1	210	Jr.	2L	Prosper, Texas (Prosper)
52	Quanterio Heath	28	Brandon Byner	DB	5-11	172	So.	1L	Bessemer, Ala. (Bessemer City)
66	Michael Henson	29	Chris Humes	DB	5-11	204	Jr.-R	2L	Hoover, Ala. (Spain Park)
88	Jonah Hill	30	Kellen Blanchett	DB	5-10	150	Fr.	HS	Forrest City, Ark. (Forrest City)
25	Katon Hill	30	Johnston White	RB	5-11	182	So.-R	1L	Covington, Tenn. (Covington)
4	Terrance Hollingsworth	31	Jarrold Chandler	LB	6-2	212	Fr.-R	RS	Barton, Ark. (Barton)
43	Hunter Holmes	31	Damon Foncham	P	5-8	190	Fr.	HS	Plano, Texas (Plano West)
41	J.D. Houston	32	Tajhea Chambers	LB	6-2	215	Fr.	HS	Gordon, Ga. (Tift County)
15	Tres Houston	33	Griffin Riggs	DE	6-3	235	Fr.	HS	Auburn, Ala. (Auburn)
90	Marcus Hudson	34	Carderious Dean	DE	6-3	240	Sr.	1L	Byhalia, Miss. (Itawamba (Miss.) CC)
29	Chris Humes	34	Michael Gordon	RB	5-9	201	Sr.	3L	Camden, Miss. (Velma Jackson)
27	Money Hunter	35	Mark Johnson	DB	6-2	182	So.-R	1L	Prescott, Ark. (Prescott)
61	Colton Jackson	36	Drew White	K	5-8	195	Jr.	TR	Tupelo, Miss. (East Mississippi CC)
37	Avery Johnson	37	Avery Johnson	LB	6-2	210	Fr.	HS	Hardy, Ark. (Highland)
35	Mark Johnson	38	Sawyer Williams	K	5-11	205	Fr.	HS	Allen, Texas (Allen)
3	Jamal Jones	39	Jai Knight	DB	6-0	168	Fr.	HS	Boutte, La. (Hahnville)
77	Daniel Keith	40	Sterling Wright	LB	6-2	194	Jr.	1L	Miami, Fla. (Riverside City (CA) Coll.)
39	Jai Knight	41	J.D. Houston	K/P	5-11	165	Jr.	TR	Pelahatchie, Miss. (Hinds (MS) CC)

2015 ARKANSAS STATE FOOTBALL NOTES: **Roster**

No.	Name	Pos.	Ht.	Wt.	Cl.	Exp	Hometown (previous school)	No.	Name
41	Jude Louissaint	LB	6-0	203	Fr.-R	TR	North Miami Beach, Fla. (Arkansas Baptist)	9	Fredi Knighten
42	Chris Stone	DE	6-3	260	Sr.-R	3L	Daleville, Ala. (Daleville)	67	Andrew Kuebler
43	Hunter Holmes	P	6-5	183	So.-R	SQ	Dallas, Texas (The Gunnery)	9	Khari Lain
43	Raziel Velgis	DB	5-11	218	Sr.	2L	El Paso, Texas (Harding University)	82	Warren Leapheart
44	Logan Moragne	RB	5-9	197	Fr.-R	RS	Little Rock, Ark. (Little Rock Central)	25	Dee Liner
45	Ryan Eustace	DS	6-0	208	Jr.	1L	Powder Springs, Ga. (Harrison)	51	Kirk Louis
46	Mitch Hardy	DS	6-2	237	Fr.-R	RS	Muskego, Wis. (Muskego)	41	Jude Louissaint
47	Robert Mondie	DL	6-2	321	Sr.	TR	Memphis, Tenn. (UAB)	24	Blake Mack
48	T.J. Harris	DE	6-2	225	Fr.	HS	Tulsa, Okla. (Booker T. Washington)	80	Jaylon Marshall
50	Austin Copeland	LB	6-1	218	Sr.	1L	Woodbridge, Va. (Lackawanna Coll.)	8	Chauncey Mason
51	Kirk Louis	LB	6-2	230	Fr.	HS	Baton Rouge, La. (McKinley)	69	Robert Maxwell
52	Quanterio Heath	LB	6-2	220	Jr.-R	2L	Rison, Ark. (Rison)	18	Booker Mays
53	Ben Gallagher	LB	6-0	204	So.-R	SQ	Germantown, Tenn. (Christian Brothers)	23	J.D. McKissic
54	Caleb Caston	DE	6-2	234	So.	1L	Pascagoula, Miss. (Pascagoula)	22	Ty Mimbs
55	Xavier Woodson-Luster	LB	6-1	209	Jr.	2L	Eufaula, Ala. (Eufaula)	74	Devin Mondie
57	Jake Swalley	DL	6-2	292	Jr.	TR	Overland Park, Kan. (Highland (KA) CC)	47	Robert Mondie
58	Brandon Berg	OL	6-2	276	Jr.	TR	Tulsa, Okla. (NEO A&M College)	86	Jerry Moorehead
59	Paul Swanson	LB	6-1	210	Jr.	TR	Spokane, Wash. (Orange Coast (CA) College)	44	Logan Moragne
60	Jhamahl Bell	OL	6-3	271	Fr.-R	RS	Warren, Ark. (Warren)	76	Austin Moreton
61	Colton Jackson	OL	6-4	281	Jr.-R	2L	Ozark, Ark. (Ozark)	14	Chris Murray
63	Ben Benton	OL	6-6	290	Jr.	TR	Memphis, Tenn. (Arkansas)	93	Chris Odom
65	Brendan Weis	OL	6-3	306	Fr.-R	RS	St. Louis, Mo. (Chaminade)	97	Chuks Ota
66	Michael Henson	DL	6-3	251	Fr.	RS	Jacksonville, Ark. (Parkview Arts & Science Magnet)	84	Dijon Paschal
67	Andrew Kuebler	OL	6-2	275	Fr.-R	TR	North Little Rock, Ark. (Henderson State)	1	D.J. Pearson
69	Robert Maxwell	OL	6-3	287	Jr.-R	SQ	Little Rock, Ark. (Parkview)	91	Donovan Ransom
70	Kyle Harris	OL	6-4	267	Sr.	1L	Lindale, Ga. (Itawamba (Miss.) CC)	89	Corban Richardson
71	Steven Stevens	OL	6-4	296	Sr.-R	3L	Bay Minette, Ala. (Baldwin County)	33	Griffin Riggs
72	Joseph Bacchus	OL	6-5	275	Jr.	TR	Southaven, Miss. (Itawamba (MS) CC)	94	Waylon Roberson
73	Cameron Davis	OL	6-4	280	Fr.	HS	Bryant, Ark. (Bryant)	85	Chase Robison
74	Devin Mondie	OL	6-5	304	Jr.-R	2L	Olive Branch, Miss. (Olive Branch)	11	Ja'Von Rolland-Jones
75	Dalton Ford	OL	6-4	295	Fr.	HS	Webb City, Mo. (Webb City)	5	Daryl Rollins-Davis
76	Austin Moreton	OL	6-1	316	Jr.-R	1L	Fort Smith, Ark. (Southside)	92	Darrius Rosser
77	Daniel Keith	OL	6-5	278	Fr.-R	RS	Florence, Ala. (Florence)	20	Bo Sentimore
78	Jamal Fontenot	OL	6-4	300	So.	TR	Beaumont, Texas (Kilgore (TX) College)	71	Steven Stevens
79	Jemar Clark	OL	6-6	306	Jr.-R	2L	McCrory, Ark. (McCrory)	42	Chris Stone
80	Jaylon Marshall	WR	6-2	190	Fr.	HS	Warren, Ark. (Warren)	81	Sterling Stowers
81	Sterling Stowers	WR	5-10	186	So.-R	SQ	Hardy, Ark. (Highland)	96	E.J. Sutton
82	Warren Leapheart	TE	6-5	250	Jr.-R	2L	Morrilton, Ark. (Morrilton)	57	Jake Swalley
83	Brandon Brockman	TE	6-3	219	So.-R	SQ	Jacksonville, Ark. (Jacksonville)	59	Paul Swanson
84	Dijon Paschal	WR	6-1	211	So.-R	1L	Tallassee, Ala. (Tallassee)	13	James Tabary
85	Chase Robison	DE	6-4	234	Jr.-R	TR	Memphis, Tenn. (Auburn)	1	Blaise Taylor
86	Jerry Moorehead	WR	6-4	210	So.-R	1L	Camden Ark. (Camden Fairview)	98	Clifford Thomas
87	Javier Carbonell	DL	6-2	285	Fr.	HS	Bentonville, Ark. (Bentonville)	16	Tyler Trosin
88	Jonah Hill	TE	6-3	251	So.-R	1L	Springfield, Mo. (Hillcrest)	43	Raziel Velgis
89	Corban Richardson	TE	6-4	228	Fr.	HS	Jonesboro, Ark. (Valley View)	2	Nehemiah Wagner
90	Marcus Hudson	DE	6-4	293	Fr.-R	RS	Manor, Texas (Manor)	6	Warren Wand
91	Donovan Ransom	DL	6-1	270	Fr.	HS	Garland, Texas (Garland)	65	Brendan Weis
92	Darrius Rosser	DE	6-3	284	Jr.-R	2L	Marion, Ark. (Marion)	36	Drew White
93	Chris Odom	DE	6-3	257	Jr.	2L	Arlington, Texas (Martin)	30	Johnston White
94	Waylon Roberson	DL	6-2	338	Jr.	TR	Midland, Texas (New Mexico Military Institute)	26	DeKeathan Williams
96	E.J. Sutton	DL	6-3	293	So.	1L	Schertz, Texas (Samuel Clemens)	38	Sawyer Williams
97	Chuks Ota	DL	6-2	306	So.	1L	Jonesboro, Ark. (Jonesboro)	55	Xavier Woodson-Luster
98	Clifford Thomas	DL	6-2	283	So.-R	1L	Marion, Ark. (Marion)	40	Sterling Wright

**ARKANSAS STATE FOOTBALL DEPTH CHART**

**OFFENSE**

<b>LEFT TACKLE</b> .....79, Jemar Clark (6-6, 306, Jr.-R, 2L)		70, Kyle Harris (6-4, 267, Sr., 1L)
<b>LEFT GUARD</b> .....76, Austin Moreton (6-1, 316, Jr.-R, 1L)		71, Steven Stevens (6-4, 296, Sr.-R, 3L)
<b>CENTER</b> .....74, Devin Mondie (6-5, 304, Jr.-R, 2L)		58, Brandon Berg (6-2, 276, Jr., TR)
<b>RIGHT GUARD</b> .....61, Colton Jackson (6-4, 281, Jr.-R, 2L)		78, Jamal Fontenot (6-4, 300, So., TR)
<b>RIGHT TACKLE</b> .....72, Joseph Bacchus (6-5, 275, Jr., TR)		61, Colton Jackson (6-4, 281, Jr.-R, 2L)
<b>QUARTERBACK</b> .....9, Fredi Knighten (5-11, 197, Sr., 3L)		13, James Tabary (6-2, 209, Fr., RS)
<b>RUNNING BACK</b> .....34, Michael Gordon (5-9, 201, Sr., 3L)		30, Johnston White (5-11, 182, So.-R, 1L) <b>OR</b> Warren Wand (5-5, 174, Fr., HS)
<b>A-BACK</b> .....23, J.D. McKissic (5-11, 191, Sr.-R, 3L)		16, Tyler Trosin (5-11, 207, Sr., 1L)
<b>TIGHT END</b> .....19, Darion Griswold (6-5, 255, Sr.-R, 3L)		82, Warren Leapheart (6-5, 255, Sr.-R, 3L)
<b>WR</b> .....84, Dijon Paschal (6-1, 211, So.-R, 1L)		18, Booker Mays (5-10, 175, Sr.-R, 2L) <b>OR</b> Chris Murray (5-9, 178, Jr., TR)
<b>WR</b> .....15, Tres Houston (6-2, 199, Sr.-R, 2L)		24, Blake Mack (6-3, 231, So., 1L)

**DEFENSE**

<b>DEFENSIVE END</b> .....11, Ja’Von Rolland-Jones (6-2, 231, So.-R, 1L)		54, Caleb Caston (6-2, 234, So., 1L)
<b>NOSE GUARD</b> .....94, Waylon Roberson (6-2, 338, Jr., TR)		91, Donovan Ransom (6-1, 270, Fr., HS)
<b>DEFENSIVE TACKLE</b> .....47, Robert Mondie (6-2, 321, Sr., TR)		57, Jake Swalley (6-2, 292, Jr., TR)
<b>BANDIT</b> .....42, Chris Stone (6-3, 260, Sr.-R, 3L)		33, Griffin Riggs (6-3, 235, Fr., HS)
<b>WILL LB</b> .....9, Khari Lain (5-10, 195, So., 1L)		50, Austin Copeland (6-1, 218, Sr., 1L)
<b>MIKE LB</b> .....55, Xavier Woodson-Luster (6-1, 209, Jr., 2L)		52, Quanterio Heath (6-2, 220, Jr.-R, 2L)
<b>NICKELBACK</b> .....13, Charleston Girley (6-0, 194, Sr.-R, 3L)		27, Money Hunter (6-1, 210, Jr., 2L) <b>OR</b> 10, Justin Clifton (6-0, 207, Fr., HS)
<b>CORNERBACK</b> .....1, Blaise Taylor (5-9, 163, So., 1L)		28, Brandon Byner (5-11, 172, So., 1L)
<b>STRONG SAFETY</b> .....21, Cody Brown (6-2, 204, Jr., TR)		27, Money Hunter (6-1, 210, Jr., 2L)
<b>FREE SAFETY</b> .....29, Chris Humes (5-11, 204, Jr., 2L)		8, Chauncey mason (5-9, 190, Fr., HS) <b>OR</b> 12, Charles Grant (5-11, 187, So., 1L)
<b>CORNERBACK</b> .....3, Rocky Hayes (5-11, 182, Sr., 3L)		22, Jamaris Hart (5-9, 165, So.-R, 1L)

**SPECIAL TEAMS**

<b>PLACEKICKER</b> .....36, Drew White (5-8, 195, Jr., TR)	<b>OR</b>	41, J.D. Houston (5-11, 165, Jr., TR)
<b>PUNTER</b> .....15, Luke Ferguson (6-0, 223, Sr., 3L)		41, J.D. Houston (5-11, 165, Jr., TR)
<b>KICKOFF RETURN</b> ..... 23, J.D. McKissic (5-11, 191, Sr.-R, 3L)		34, Michael Gordon (5-9, 201, Sr., 3L)
<b>PUNT RETURN</b> .....1, Blaise Taylor (5-9, 163, So., 1L)		14, Chris Murray (5-9, 178, Jr., TR)
<b>DEEP SNAPPER</b> .....45, Ryan Eustace (6-0, 208, Jr., 1L)		46, Mitch Hardy (6-2, 237, Fr., RS)
<b>HOLDER</b> .....15, Luke Ferguson (6-0, 223, Sr., 3L)		10, Cameron Birse (6-2, 218, So.-R, 1L)

**A-STATE FOOTBALL PRONUNCIATION GUIDE**

Joseph Bacchus .....BACK-US	Robert Mondie .....Mahn-DEE
Jarrold Chandler .....Juh-Rod	Logan Moragne .....More-Ayn-E
Ryan Eustace.....YOU-Stuss	Chuks Ota .....Chewx OH-ta
Damon Foncham .....Fahn-Chuhm	Dijon Paschal .....DEE-John
Jamal Fontenot.....Font-lh-Know	Waylon Roberson .....ROBE-er-SON
Katon Hill .....KAY-ton	Chase Robison.....ROB-ih-SON
Tres Houston .....Trez	James Tabary.....tab-Er-EE
Jai Knight .....JYE	Blaise Taylor .....Blaze
Andrew Kuebler .....CUBE-Ler	Tyler Trosin .....Tro-Seen
Khari Lain .....Ky-Ree	Raziel Velgis.....Rah-ZEE-EL Vel-Jez
Jude Louissaint.....LOUIS-Awnt	Brendan Weis .....Wh-ICE
Devin Mondie .....Mahn-DEE	Xavier Woodson.....Ex-ZAVIER

# 2015 ARKANSAS STATE FOOTBALL NOTES: Career Highs (Offense)

## #4 TANK HOLLINGSWORTH, RB, SO.

Rushes.....7 at Tennessee (9-6-14)  
 Rushing Yards.....24 at Miami (9-13-14)  
 Longest Rush.....14 at Idaho (11-1-14)  
 Rushing Touchdowns.....1 vs. Montana State (8-30-14)  
 Receptions.....1, twice (last at Tennessee, 9-6-14)  
 Receiving Yards.....12 vs. Montana State (8-30-14)  
 Longest Reception.....12 vs. Montana State (8-30-14)

## #5 DARYL ROLLINS-DAVIS, WR, SO.

Rushes.....2 at Georgia State (10-11-14)  
 Rushing Yards.....3 at Georgia State (10-11-14)  
 Longest Rush.....3 at Georgia State (10-11-14)  
 Receptions.....4 at Idaho (11-1-14)  
 Receiving Yards.....43 at Idaho (11-1-14)  
 Longest Reception.....18 at Idaho (11-1-14)  
 Kickoff Returns.....5 at Miami (9-13-14)  
 Kickoff Return Yards.....126 at Miami (9-13-14)  
 Longest Kickoff Return.....41 at Tennessee (9-6-14)

## #6 WARREN WAND, RB, FR.

Rushes.....14 at South Alabama (10-13-15)  
 Rushing Yards.....119 vs. Georgia State (10-31-15)  
 Longest Rush.....60 vs. Georgia State (10-31-15)  
 Rushing Touchdowns.....1, three times (last vs. GSU, 10-31-15)  
 Receptions.....2, three times (last at South Alabama, 10-13-15)  
 Receiving Yards.....35 at Toledo (9-26-15)  
 Longest Reception.....31 at Toledo (9-26-15)  
 Kickoff Returns.....2 at South Alabama (10-13-15)  
 Kickoff Return Yards.....47 at South Alabama (10-13-15)  
 Longest Kickoff Return.....24 at South Alabama (10-13-15)

## #9 FREDI KNIGHTEN, QB, SR.

Pass Attempts.....57 at Texas State (11-20-14)  
 Completions.....31 at Texas State (11-20-14)  
 Passing Yards.....403 vs. Toledo (1-4-15)  
 Longest Pass.....87 at Louisiana-Lafayette (10-21-14)  
 Passing Touchdowns.....5 vs. Toledo (1-4-15)  
 Rushes.....26 at Idaho (11-1-14)  
 Rushing Yards.....153 vs. New Mexico State (11-29-14)  
 Longest Rush.....79 vs. UAPB (8-31-13)  
 Rushing Touchdowns.....3 vs. ULM (10-4-14)  
 Total Offense.....449 vs. New Mexico State (11-29-14)  
 Touchdowns Responsible For.....5 vs. Toledo (1-4-15)

## #10 CAMERON BIRSE, QB, SO.

Pass Attempts.....2, twice (last vs. Missouri State, 9-19-15)  
 Completions.....2, twice (last vs. Missouri State, 9-19-15)  
 Passing Yards.....25 vs. Missouri State (9-19-15)  
 Longest Pass.....13 vs. Missouri State (9-19-15)

## #13 JAMES TABARY, QB, FR.

Pass Attempts.....35 at Toledo (9-26-15)  
 Completions.....21 vs. Missouri State (9-19-15)  
 Passing Yards.....255 vs. Missouri State (9-19-15)  
 Longest Pass.....49 vs. Missouri State (9-19-15)  
 Passing Touchdowns.....3 vs. Missouri State (9-19-15)  
 Rushes.....8 at Toledo (9-26-15)  
 Rushing Yards.....3 at USC (9-5-15)  
 Longest Rush.....3 at USC (9-5-15)

## #14 CHRIS MURRAY, WR, JR.

Receptions.....1, twice (last vs. Georgia State, 10-31-15)  
 Receiving Yards.....46 vs. Louisiana-Lafayette (10-20-15)  
 Receiving Touchdowns.....1 vs. Louisiana-Lafayette (10-20-15)  
 Punt Returns.....3 at Toledo (9-26-15)  
 Punt Return Yards.....63 vs. Missouri State (9-19-15)  
 Longest Punt Return.....34 vs. Missouri State (9-19-15)  
 Kickoff Returns.....1 at Appalachian State (11-5-15)  
 Kickoff Return Yards.....34 at Appalachian State (11-5-15)

## #15 LUKE FERGUSON, K/P, SR.

Punts.....8 vs. Missouri (9-12-15)  
 Punt Yards.....320 vs. Missouri (9-12-15)  
 Punt Average.....49.0, twice (last vs. Idaho, 10-3-15)  
 Longest Punt.....69 vs. New Mexico State (11-29-14)  
 Punts Inside 20.....4, three times (last vs. ULL, 10-20-15)  
 Field Goal Attempts.....3 vs. Montana State (8-30-14)  
 Field Goals Made.....3 vs. Montana State (8-30-14)  
 Long Field Goal.....44 at Louisiana-Lafayette (11-1-14)  
 Points Scored.....13 vs. Montana State (8-30-14)

## #15, TRES HOUSTON, WR, SR.

Receptions.....8 vs. Montana State (8-30-14)  
 Receiving Yards.....102 vs. New Mexico State (11-29-14)  
 Longest Reception.....67 vs. New Mexico State (11-29-14)  
 Receiving TDs.....2 vs. Missouri (9-12-15)

## #16 TYLER TROSIN, WR, SR.

Receptions.....3 at Toledo (9-26-15)  
 Receiving Yards.....35 vs. Louisiana-Lafayette (10-20-15)  
 Longest Reception.....28 vs. Georgia State (10-31-15)  
 Receiving Touchdowns.....1 vs. ULM (10-4-14)  
 Rushes.....2 at USC (9-5-15)  
 Rushing Yards.....32 vs. New Mexico State (11-29-14)  
 Longest Rush.....32 vs. New Mexico State (11-29-14)  
 Rushing Touchdowns.....1 vs. New Mexico State (11-29-14)  
 Kickoff Returns.....1, four times (last vs. GSU, 10-31-15)  
 Kickoff Return Yards.....28 vs. Georgia State (10-31-15)

## #18 BOOKER MAYS, WR, SR.

Receptions.....5, twice (last vs. Toledo, 1-4-15)  
 Receiving Yards.....138 vs. Toledo (1-4-15)  
 Longest Reception.....55 vs. Toledo (1-4-15)  
 Receiving Touchdowns.....3 vs. Toledo (1-4-15)  
 Rushes.....1 at USC (9-5-15)  
 Rushing Yards.....4 at USC (9-5-15)

## #19 DARION GRISWOLD, TE, SR.

Receptions.....5, twice (last vs. Idaho, 10-12-13)  
 Receiving Yards.....89 vs. Idaho (10-12-13)  
 Longest Reception.....40 at USC (9-5-15)  
 Receiving Touchdowns.....2 vs. Idaho (10-12-13)

## #23 J.D. McKISSIC, WR, SR.

Receptions.....15, at Missouri (9-28-13)  
 Receiving Yards.....138 at Troy (11-17-12)  
 Longest Reception.....74 at Florida International (10-4-12)  
 Receiving TDs.....1, 10 times (last vs. Missouri St., 9-19-15)  
 Rushes.....4, twice (last vs. Missouri, 9-12-15)  
 Rushing Yards.....55 at Louisiana-Lafayette (10-21-14)  
 Longest Rush.....55 at Louisiana-Lafayette (10-21-14)  
 Rushing Touchdowns.....1, twice (last vs. Utah State, 9-20-14)  
 Kickoff Returns.....7 at Toledo (9-26-15)  
 Kickoff Return Yards.....211 at Toledo (9-26-15)  
 Longest Kickoff Return.....98 vs. Idaho (10-12-13)  
 Punt Returns.....5 vs. Idaho (10-12-13)  
 Punt Return Yards.....48 vs. Idaho (10-12-13)  
 Longest Punt Return.....43 vs. Texas State (11-16-13)

## #24, BLAKE MACK, WR, SO.

Receptions.....3, twice (last at Toledo, 9-26-15)  
 Receiving Yards.....90 at Texas State (11-20-14)  
 Longest Reception.....47 at Texas State (11-20-14)  
 Receiving Touchdowns.....1 at Texas State (11-20-14)  
 Rushes.....1, twice (last at Toledo, 9-26-15)  
 Rushing Yards.....12 vs. New Mexico State (11-29-14)

## #26 DEKEATHAN WILLIAMS, RB, JR.

Rushes.....6 vs. Missouri State (9-19-15)  
 Rushing Yards.....31 vs. Missouri State (9-19-15)  
 Longest Rush.....24 at Tennessee (9-6-14)  
 Rushing Touchdowns.....1 at Tennessee (9-6-14)  
 Receptions.....1 at Miami (9-13-14)  
 Receiving Yards.....3 at Miami (9-13-14)

## #30 JOHNSTON WHITE, RB, SO.

Rushes.....18 vs. Utah State (9-20-14)  
 Rushing Yards.....110 vs. New Mexico State (11-29-14)  
 Longest Rush.....56 vs. Missouri State (9-19-15)  
 Rushing TDs.....3 vs. Missouri State (9-9-15)  
 Receptions.....3 at Texas State (11-20-14)  
 Receiving Yards.....19 at Texas State (11-20-14)  
 Receiving Touchdowns.....1 vs. Appalachian State (11-15-14)

## #34 MICHAEL GORDON, RB, SR.

Rushes.....26 vs. Idaho (10-3-15)  
 Rushing Yards.....221 vs. Idaho (10-3-15)  
 Longest Rush.....91 vs. UAPB (8-31-13)  
 Rushing Touchdowns.....5 at Idaho (11-1-14)  
 Receptions.....6, twice (last at Texas State, 11-20-14)  
 Longest Reception.....48 vs. UAPB, 8-31-13  
 Receiving Yards.....53 vs. Georgia State (11-23-13)  
 Receiving TDs.....1, four times (last vs. GSU, 10-31-15)  
 Kickoff Returns.....2 at USC (9-5-15)  
 Kickoff Return Yards.....33 vs. Kent State (1-6-13)  
 Longest Kickoff.....33 vs. Kent State (1-6-13)

## #35 DREW WHITE, K, JR.

Field Goals.....1 vs. Missouri (9-12-15)  
 Field Goal Attempts.....1, twice (last at Toledo, 9-26-15)  
 Longest Field Goal.....40 vs. Missouri (9-12-15)  
 Extra Points.....6 vs. Missouri State (9-19-15)

## #41 J.D. HOUSTON, K, JR.

Field Goals.....4 at Appalachian State (11-5-15)  
 Field Goal Attempts.....4 at Appalachian State (11-5-15)  
 Long Field Goal.....42 vs. Louisiana-Lafayette (10-20-15)  
 Extra Points.....4, twice (last at Appalachian State (11-5-15)  
 Scoring by Kick.....16 at Appalachian State (11-5-15)

## #44 LOGAN MORAGNE, RB, FR.

Rushes.....6 vs. Missouri State (9-19-15)  
 Rushing Yards.....81 vs. Missouri State (9-19-15)  
 Longest Rush.....54 vs. Missouri State (9-19-15)  
 Rushing Touchdowns.....1 vs. Missouri State (9-19-15)

## #81 STERLING STOWERS, WR, SO.

Receptions.....3 vs. Missouri State (9-19-15)  
 Receiving Yards.....24 vs. Missouri State (9-19-15)  
 Longest Reception.....15 vs. Missouri State (9-19-15)  
 Receiving Touchdowns.....1 vs. Missouri State (9-19-15)

## #82 WARREN LEAPHEART, TE, JR.

Receptions.....2, twice (last at Toledo, 9-26-15)  
 Receiving Yards.....38 vs. Missouri State (9-19-15)  
 Longest Reception.....20 vs. Missouri State (9-19-15)  
 Receiving TDs.....1, twice (last vs. South Alabama, 11-8-14)

## #84 DIJON PASCHAL, WR, SO.

Receptions.....8 at Louisiana-Lafayette (11-1-14)  
 Receiving Yards.....141 at Louisiana-Lafayette (11-1-14)  
 Longest Reception.....87 at Louisiana-Lafayette (11-1-14)  
 Receiving Touchdowns.....2 at Louisiana-Lafayette (11-1-14)  
 Rushes.....1 vs. Missouri (9-12-15)

## 2015 ARKANSAS STATE FOOTBALL NOTES: Career Highs (Defense)

### #1 BLAISE TAYLOR, CB, SO.

Tackles.....4, twice (last at Appalachian State, 11-5-15)  
 Tackles for Loss.....1, twice (last at South Alabama, 10-13-15)  
 Pass Break-ups.....3 vs. Georgia State (10-31-15)  
 Forced Fumbles.....1 vs. South Alabama (11-8-14)  
 Punt Returns.....5 vs. ULM (10-4-14)  
 Punt Return Yards.....104 vs Appalachian State (11-15-14)  
 Punt Return TDs.....1 vs. Appalachian State (11-15-14)  
 Long Punt Return.....61 vs Appalachian State (11-15-14)  
 Kickoff Returns.....4, twice (last vs. Toledo, 1-4-15)  
 Kickoff Return Yards.....124 at Texas State (11-20-14)  
 Long Kickoff Return.....54 at Texas State (11-20-14)

### #2, NEHEMIA WAGNER, DB, SO.

Tackles.....3 vs. Missouri State (9-19-15)  
 Interceptions.....1 vs. Georgia State (10-31-15)  
 Pass Break-ups.....1 vs. Georgia State (10-31-15)

### #3 ROCKY HAYES, CB, SR.

Tackles.....8 at USC (9-5-15)  
 Tackles for Loss.....2 at Georgia State (10-11-14)  
 Sacks.....1, twice (last at Georgia State, 10-11-14)  
 Pass break-ups.....3, twice (last at Toledo, 9-26-15)  
 Interceptions.....2 vs. Idaho (10-3-15)  
 Fumbles Recovered.....1 at Idaho (11-1-14)  
 Rushes.....8 vs. Kent State (1-6-13)  
 Rushing Yards.....86 at Louisiana-Lafayette (10-23-12)  
 Longest Rush.....73 at Florida International (10-4-12)  
 Rushing Touchdowns.....1 vs. Middle Tennessee (12-1-12)  
 Receptions.....3 at Troy (11-17-12)  
 Receiving Yards.....15 at North Texas (11-3-12)  
 Longest Reception.....9 at North Texas (11-3-12)  
 Kickoff Returns.....4, twice (last at Troy, 11-17-12)  
 Kickoff Return Yards.....72 at Troy (11-17-12)  
 Long Kickoff Return.....36 at Troy (11-17-12)  
 Punt Returns.....2 at Louisiana-Lafayette (10-23-12)  
 Punt Return Yards.....22 at Nebraska (9-15-12)  
 Longest Punt Return.....22 at Nebraska (9-15-12)

### #9 KHARI LAIN, LB, SO.

Tackles.....12 vs. Missouri (9-12-15)  
 Tackles for Loss.....2, twice (last vs. Georgia State, 10-31-15)  
 Sacks.....2 vs. Georgia State (10-31-15)  
 Pass Break-Ups.....1, twice (last vs. UL Lafayette, 10-20-15)  
 Interceptions.....1 vs. Missouri State (9-19-15)  
 Fumble Recoveries.....1 at Appalachian State (11-5-15)

### #10, JUSTIN CLIFTON, DB, FR.

Tackles.....5 vs. Missouri State (9-19-15)  
 Tackles for Loss.....1.0, five times (last vs. ULL, 10-20-15)  
 Sacks.....1.0, twice (last at USA, 10-13-15)  
 Interceptions.....1 at South Alabama (10-13-15)  
 Forced Fumbles.....1 at Toledo (9-26-15)

### #11 JA'VON ROLLAND-JONES, DE, SO.

Tackles.....8 at Idaho (11-1-14)  
 Tackles for Loss.....5 at Idaho (11-1-14)  
 Sacks.....5 at Idaho (11-1-14)  
 Fumbles Forced.....1, five times (last at GSU, 10-31-15)  
 Fumbles Recovered.....1 at Miami (9-13-14)  
 Interceptions.....1 at Toledo (9-26-15)  
 Pass Break-ups.....1 at Idaho (11-1-14)

### #12 CHARLES GRANT, DB, SO.

Tackles.....3 vs. ULM (10-4-14)  
 Tackles for Loss.....1 vs. ULM (10-4-14)  
 Sacks.....1 vs. ULM (10-4-14)

### #13 CHARLESTON GIRLEY, DB, SR.

Tackles.....7 at Toledo (9-26-15)  
 Tackles for Loss.....1, four times (last vs. GSU, 10-31-15)  
 Sacks.....1 vs. Utah State (9-20-14)  
 Pass Break-ups.....1, twice (last vs. Utah State, 9-20-14)  
 Fumble Recoveries.....1 at South Alabama (10-13-15)

### #20, BO SENTIMORE, DB, JR.

Tackles.....6 at USC (9-5-15)  
 Interceptions.....1 vs. Missouri (9-12-15)

### #21, CODY BROWN, DB, JR.

Tackles.....8 vs. Georgia State (10-31-15)  
 Tackles for Loss.....1 vs. Idaho (10-3-15)  
 Interceptions.....1, three times (last vs. ULL, 10-20-15)  
 Pass Break-Ups.....1, six times (last at App State, 11-5-15)

### #22 JAMARIS HART, CB, SO.

Tackles.....5 at Toledo (9-26-15)  
 Tackles for Loss.....1 at South Alabama (10-13-15)  
 Sacks.....1 at South Alabama (10-13-15)  
 Pass Break-Ups.....2, twice (last vs. ULL, 10-20-15)  
 Interceptions.....1 vs. Missouri State (9-19-15)

### #27, MONEY HUNTER, DB, JR.

Tackles.....11, twice (last vs. Toledo, 1-4-15)  
 Tackles for Loss.....1, twice (last at USA, 10-13-15)  
 Sacks.....1 vs. New Mexico State (11-29-14)  
 Pass Break-ups.....1, five times (last at USA, 10-13-15)  
 Interceptions.....1, three times (last vs. ULL, 10-20-15)  
 Forced Fumbles.....1, twice (last at South Alabama, 10-13-15)

### #28 BRANDON BYNER, RB, FR.

Tackles.....1 at USC (9-5-15)  
 Rushes.....6 at Tennessee (9-6-14)  
 Rushing Yards.....23 at Georgia State (10-11-14)  
 Longest Rush.....15 at Georgia State (10-11-14)  
 Rushing Touchdowns.....1 vs. New Mexico State (11-29-14)  
 Receptions.....1, four times (last vs. New Mexico St., 11-29-14)  
 Receiving Yards.....12 vs. New Mexico State (11-29-14)

### #28, BRANDON BYNER, DB, SO.

Tackles.....3 vs. Missouri State (9-19-15)

### #29, CHRIS HUMES, DB, JR.

Tackles.....12 at Auburn (9-7-13)  
 Tackles for Loss.....1, three times (last at Memphis, 9-21-13)  
 Sacks.....1 at Memphis (9-21-13)  
 Forced Fumbles.....1, twice (last vs. Montana State, 8-30-14)  
 Fumbles Recovered.....1 vs. Georgia State (11-23-13)  
 Pass Break-ups.....3 at Appalachian State (11-5-15)  
 Interceptions.....1 vs. Missouri (9-12-15)

### #31, JARROD CHANDLER, LB, FR.

Tackles.....2, three times (last at App State, 11-5-15)  
 Tackles for Loss.....1 vs. Missouri State (9-19-15)

### #32, TAJHEA CHAMBERS, LB, FR.

Tackles.....8 at USC (9-5-15)  
 Tackles for Loss.....2.5 at USC (9-5-15)  
 Sacks.....2.5 at USC (9-5-15)

### #33, GRIFFIN RIGGS, DE, FR.

Tackles.....2 vs. Missouri State (9-19-15)  
 Tackles for Loss.....0.5 at Toledo (9-26-15)

### #34, CARDERIOUS DEAN, DE, SR.

Tackles.....3 vs. Toledo (1-4-15)  
 Tackles for Loss.....1, twice (last vs. App St., 11-15-14)  
 Sacks.....1 vs. Appalachian State (11-15-14)

### #40 STERLING WRIGHT, S, JR.

Tackles.....6, twice (last at Texas State, 11-20-14)  
 Tackles for Loss.....1, twice (last vs. South Alabama, 11-8-14)  
 Pass Break-ups.....1 vs. Utah State (9-20-14)

### #42, CHRIS STONE, DE, SR.

Tackles.....8 vs. Texas State (11-16-13)  
 Tackles for Loss.....2.5 at South Alabama (10-13-15)  
 Sacks.....1.5 at South Alabama (10-13-15)  
 Interceptions.....1, twice (last vs. Missouri State, 9-19-15)  
 Forced Fumbles.....1, twice (last vs. Georgia State, 11-23-13)  
 Fumble Recoveries.....1, four times (last at App State, 11-5-15)  
 Pass break-ups.....1, nine times (last vs. Missouri, 9-12-15)

### #43, RAZIEL VALGIS, DB, SR.

Tackles.....3 vs. Missouri State (9-19-15)  
 Fumbles Recovered.....1 at Western Kentucky (11-30-13)

### #47, ROBERT MONDIE, DL, SR.

Tackles.....5 vs. Missouri (9-12-15)  
 Tackles for Loss.....2 vs. Missouri (9-12-15)

### #50 AUSTIN COPELAND, LB, SR.

Tackles.....7 at Georgia State (10-11-14)  
 Tackles for Loss.....1, three times (last vs. Mo. St., 9-19-15)  
 Sacks.....1, twice (last at Georgia State, 10-11-14)  
 Pass Break-ups.....1 vs. Montana State (8-30-14)

### #52 QUANTERIO HEATH, LB, JR.

Tackles.....8 at USC (9-5-15)  
 Tackles for Loss.....1.0 vs. UAPB (8-31-13)  
 Sacks.....1.0 vs. UAPB (8-31-13)  
 Pass Break-Ups.....1, twice (last at USA, 10-13-15)

### #53, BEN GALLAGHER, LB, SO.

Tackles.....2 vs. Missouri State (9-19-15)

### #54 CALEB CASON, DE, SO.

Tackles.....4 vs. ULM (10-4-14)  
 Tackles for Loss.....1, three times (last vs. Mo. St., 9-19-15)  
 Sacks.....1, twice (last vs. ULM, 10-4-14)  
 Fumble Recoveries.....1 at Georgia State (10-11-14)  
 Pass Break-ups.....1 vs. Louisiana-Lafayette (10-20-15)

### #55 XAVIER WOODSON-LUSTER, LB, JR.

Tackles.....14 at Louisiana-Lafayette (10-21-14)  
 Tackles for Loss.....3 vs. ULM (10-4-14)  
 Sacks.....1, five times (last at Appalachian State, 11-5-15)  
 Fumbles Forced.....1, twice (last at Appalachian St., 11-5-15)  
 Fumbles Recovered.....1 at Texas State (11-20-14)  
 Interceptions.....1 at South Alabama (10-13-15)  
 Pass Break-ups.....2 vs. Ball State (1-5-14)

### #57, JAKE SWALLEY, DL, JR.

Tackles.....4 at South Alabama (10-13-15)  
 Tackles for Loss.....1.5 at South Alabama (10-13-15)  
 Sacks.....1.5 at South Alabama (10-13-15)

### #59, PAUL SWANSON, LB, JR.

Tackles.....2 vs. Missouri State (9-19-15)

### #85, CHASE ROBISON, DE, JR.

Tackles.....3 at Appalachian State (11-5-15)  
 Tackles for Loss.....1, five times (last at App St., 11-5-15)  
 Sacks.....1 vs. Georgia State (10-31-15)

### #90, MARCUS HUDSON, DE, FR.

Tackles.....1, twice (last vs. Idaho, 10-3-15)

### #91, DONOVAN RANSOM, DL, FR.

Tackles.....2, three times (last vs. Idaho, 10-3-15)

### #92 DARRIUS ROSSER, JR., DE

Tackles.....5 at Texas State (11-20-14)  
 Tackles for Loss.....2 at Texas State (11-20-14)  
 Sacks.....1.5 vs. Georgia State (11-23-13)  
 Fumbles Forced.....1 at Texas State (11-20-14)  
 Fumbles Recovered.....1 at Idaho (11-1-14)  
 Pass Break-ups.....1 vs. Georgia State (10-31-15)

### #93 CHRIS ODOM, JR., DE

Tackles.....3 vs. Georgia State (11-23-13)  
 Tackles for Loss.....1.0, four times (last vs. Toledo, 1-4-15)  
 Sacks.....1.0, twice (last vs. Toledo, 1-4-15)  
 Pass Break-ups.....1, twice (last at Georgia State, 10-11-14)  
 Blocked Kicks.....2 vs. Georgia State (10-31-15)

### #94, WAYLON ROBERSON, DL, JR.

Tackles.....5 at Toledo (9-26-15)  
 Tackles for Loss.....1 at Appalachian State (11-5-15)  
 Forced Fumbles.....1 at Appalachian State (11-5-15)  
 Blocked PAT.....1 at USC (9-5-15)

### #96 E.J. SUTTON, DL, SO.

Tackles.....1, three times (last at Georgia State, 10-11-14)  
 Tackles for Loss.....1 at Miami (9-13-14)

### #97, CHUCKS OTA, DL, SO.

Tackles.....3, twice (last vs. Toledo, 1-4-15)  
 Tackles for Loss.....1.5 vs. South Alabama (11-8-14)  
 Sacks.....1.5 vs. South Alabama (11-8-14)

### #98, CLIFF THOMAS, DL, SO.

Tackles.....5 at Texas State (11-20-14)  
 Tackles for Loss.....1 vs. Appalachian State (11-15-14)  
 Forced Fumbles.....1 vs. Appalachian State (11-15-14)

**TEAM**

**SHUT OUT AN OPPONENT**

ASU: 12-1-12 vs. Middle Tennessee (45-0)  
 OPP: 11-1-08, No. 2 Alabama (35-0)

**RUSHED FOR OVER 250 YARDS**

ASU: 11-5-15 at Appalachian State (52 attempts for 309 yards)  
 OPP: 1-4-15 vs. Toledo (53 attempts, 365 yards)

**RUSHED FOR OVER 300 YARDS**

ASU: 11-5-15 at Appalachian State (52 attempts for 309 yards)  
 OPP: 1-4-15 vs. Toledo (53 attempts, 365 yards)

**PASSED FOR OVER 300 YARDS**

ASU: 1-4-15 vs. Toledo (23-of-31 for 403 yards)  
 OPP: 11-5-15 at Appalachian State (23-of-36 for 357 yards)

**HAD OVER 500 YARDS OF TOTAL OFFENSE**

ASU: 11-5-15 at Appalachian State (517 yards: 309 rush, 208 pass)  
 OPP: 9-5-15 vs. USC (509 yards: 320 pass, 189 rush)

**HAD OVER 600 YARDS OF TOTAL OFFENSE**

ASU: 9-19-15 vs. Missouri State (624 yards: 344 rush, 280 pass)  
 OPP: 9-12-13 vs. Troy (614 yards: 110 rush, 504 pass)

**RECORDED 30 OR MORE FIRST DOWNS**

ASU: 11-29-14 vs. New Mexico State (34)  
 OPP: 1-4-15 vs. Toledo (30)

**FAILED TO RUSH FOR 100 YARDS**

ASU: 9-26-15 at Toledo (24 carries for -14 yards)  
 OPP: 10-13-15 at South Alabama (32 attempts for 29 yards)

**FAILED TO PASS FOR OVER 100 YARDS**

ASU: 11-16-13 vs. Texas State (14-of-18 for 96 yards)  
 OPP: 11-8-14 vs. South Alabama (9 of 25 for 90 yards)

**HELD AN OPPONENT UNDER 200 YARDS TOTAL OFF.**

ASU: 8-31-13 vs. UAPB (173 yards: 12 rush, 161 pass)  
 OPP: 10-22-13, UL Lafayette (168 yards: 79 rushing, 89 passing)

**SCORED A SAFETY**

ASU: 9-3-11 at Illinois  
 OPP: 11-3-12, at North Texas

**SCORED 50 OR MORE POINTS**

ASU: 9-19-15 vs. Missouri State (70-7)  
 OPP: 9-5-15 vs. USC (55-6)

**INDIVIDUAL**

**PLAYER RUSHED FOR 100 YARDS**

ASU: 11-5-15 at App State (Michael Gordon, 17 carries for 136 yards)  
 OPP: 10-20-15 vs. UL Lafayette, Jalen Nixon (19 carries for 201 yards)

**PLAYER RUSHED FOR 200 YARDS**

ASU: 9-6-08, Derek Lawson vs. TX Southern (18 for 209 yards)  
 OPP: 10-20-15 vs. UL Lafayette, Jalen Nixon (19 carries for 201 yards)

**TWO OR MORE PLAYERS RUSHED FOR 100 YARDS**

ASU: 11-29-14 vs. New Mexico State: Fredi Knighten (153 yards),  
 Michael Gordon (143 yards), Johnston White (110 yards)  
 OPP: 1-4-15, Kareem Hunt (Toledo), 32 carries for 271 yards  
 1-4-15, D. Jones-Moore (Toledo), 15 carries for 103 yards

**TWO OR MORE PLAYERS WITH 100 YARDS RECEIVING**

ASU: 12-28-13 at Missouri: Julian Jones (10 receptions for 136 yards)  
 and J.D. McKissic (15 receptions for 117 yards)  
 OPP: 9-12-13 vs. Troy: Eric Thomas (6 receptions for 125 yards)  
 and Bryan Holmes (6 receptions for 117 yards)

**PLAYER PASSED FOR 300 YARDS**

ASU: 1-4-15, Fredi Knighten vs. Toledo (23-31-0 for 403 yards)  
 OPP: 11-5-15, Taylor Lamb, Appalachian State (22-35-1 for 321 yards)

**PLAYER PASSED FOR 400 YARDS**

ASU: 1-4-15, Fredi Knighten vs. Toledo (23-31-0 for 403 yards)  
 OPP: 11-7-12, Corey Robinson, Troy (26-35-0 for 417 yards)

**RETURNED A KICKOFF FOR A TOUCHDOWN**

ASU: 9-26-15, J.D. McKissic at Toledo (92 yards)  
 OPP: 10-31-15, Marquan Greene, Georgia State (100 yards)

**RETURNED A PUNT FOR A TOUCHDOWN**

ASU: 11-25-14, Blaise Taylor vs Appalachian State (38 yards)  
 OPP: 11-3-07, L. Singleton, FIU (80 yards)

**RETURNED AN INTERCEPTION FOR A TOUCHDOWN**

ASU: 10-20-15, Cody Brown (vs. UL Lafayette) (30 yards)  
 OPP: 10-31-15, Chandon Sullivan, Georgia State (25 yards)

**RETURNED A FUMBLE FOR A TOUCHDOWN**

ASU: 11-5-15, Chris Stone at Appalachian State (19 yards)  
 OPP: 9-5-15, Osa Masina (USC) (46 yards)

**BLOCKED AN OPPONENT'S PUNT**

ASU: 11-23-13, Brock Barnhill vs. Georgia State  
 OPP: 10-13-12, Maleki Harris (South Alabama)

**RETURNED A BLOCKED PUNT FOR A TOUCHDOWN**

ASU: 11-23-13, Brock Barnhill (block) and Raziel Valgis (TD) vs. Georgia State (25 yards)  
 OPP: 9-8-12, Anthony Watson (block) and Teven Jones (TD), Memphis (0 yards)

**RETURNED A BLOCKED FIELD GOAL FOR A TD**

ASU: 2000, Hanis Bowens vs. North Carolina State (80 yards)  
 OPP: 2004, Terryl Fenton, UL-Lafayette (80-yards)

**RUN FROM SCRIMMAGE OF 50 YARDS OR MORE**

ASU: 11-5-15, Michael Gordon at Appalachian State (73 yards)  
 OPP: 10-20-15, Jalen Nixon (Louisiana-Lafayette, 75 yards)

**PASS FROM SCRIMMAGE OF 50 YARDS OR MORE**

ASU: 11-5-15, 51 yards at App State (Fredi Knighten to Dijon Paschal)  
 OPP: 10-31-15, 66 yards (GSU, Nick Arbuckle to Donovan Harden)

**MADE 50+ YARD FIELD GOAL**

ASU: 11-2-13, 50 yards (Brian Davis at South Alabama)  
 OPP: 9-23-06, 50 yards (T. Morstead, SMU)

## 2015 ARKANSAS STATE STARTING LINEUPS

### OFFENSE

	QB	RB	A-BACK	WR	WR	TE	LT	LG	C	RG	RT
<b>USC</b>	Knighten	Gordon	McKissic	Paschal	Houston	Leapheart	Clark	Keith	Mondie	Moreton	Jackson
<b>MISSOURI</b>	Knighten	Gordon	McKissic	Paschal	Houston	Griswold	Clark	Keith	Mondie	Moreton	Jackson
<b>MISSOURI STATE</b>	Tabary	Gordon	McKissic	Mack	Houston	Griswold	Bacchus	Keith	Berg	Moreton	Jackson
<b>TOLEDO</b>	Tabary	Gordon	McKissic	Mack	Houston	Griswold	Bacchus	Keith	Mondie	Moreton	Jackson
<b>IDAHO</b>	Tabary	Gordon	McKissic	Paschal	Houston	Griswold	Bacchus	Keith	Mondie	Moreton	Jackson
<b>SOUTH ALABAMA</b>	Knighten	Gordon	McKissic	Paschal	Houston	Griswold	Clark	Moreton	Mondie	Jackson	Bacchus
<b>UL LAFAYETTE</b>	Knighten	Gordon	McKissic	Paschal	Houston	Griswold	Clark	Moreton	Mondie	Jackson	Bacchus
<b>GEORGIA STATE</b>	Knighten	Gordon	McKissic	Paschal	Houston	Griswold	Clark	Moreton	Berg	Jackson	Bacchus
<b>APPALACHIAN ST.</b>	Knighten	Gordon	McKissic	Paschal	Houston	Griswold	Clark	Moreton	Mondie	Jackson	Bacchus

### DEFENSE

	BANDIT	DT	NG	DE	MLB	WLB	NB	CB	CB	SS	FS
<b>USC</b>	Stone	Mondie	Roberson	Rolland-Jones	Heath	Chambers	Girley	Taylor	Hayes	Brown	Sentimore
<b>MISSOURI</b>	Stone	Mondie	Roberson	Rolland-Jones	Heath	Chambers	Girley	Hart	Hayes	Brown	Sentimore
<b>MISSOURI STATE</b>	Stone	Mondie	Ransom	Robison	Heath	Lain	Girley	Hart	Hayes	Brown	Humes
<b>TOLEDO</b>	Stone	Mondie	Roberson	Rolland-Jones	Heath	Lain	Girley	Hart	Hayes	Brown	Humes
<b>IDAHO</b>	Stone	Ransom	Roberson	Rolland-Jones	Woodson	Lain	Girley	Taylor	Hayes	Brown	Humes
<b>SOUTH ALABAMA</b>	Stone	Swalley	Roberson	Rolland-Jones	Woodson	Lain	Girley	Taylor	Hayes	Brown	Humes
<b>UL LAFAYETTE</b>	Stone	Mondie	Roberson	Robison	Woodson	Lain	Girley	Taylor	Hayes	Brown	Humes
<b>GEORGIA STATE</b>	Stone	Mondie	Roberson	Rolland-Jones	Woodson	Lain	Girley	Taylor	Hayes	Brown	Humes
<b>APPALACHIAN ST.</b>	Stone	Mondie	Roberson	Robison	Woodson	Lain	Girley	Taylor	Hayes	Brown	Humes

## 2015 A-STATE LONG PLAYS (20+ YARDS)

Yds	Play	Opponent	Date	Qtr.	Yds	Play	Opponent	Date	Qtr.
73	Gordon rush (TD)	Appalachian State	11-5	3	20	Knighten pass to Paschal	Georgia State	10-31	1
60	Wand rush (TD)	Georgia State	10-31	4	20	White rush	Louisiana-Lafayette	10-20	3
59	Gordon rush (TD)	Idaho	10-3	2	20	Tabary pass to Houston (TD)	Idaho	10-3	4
56	White rush (TD)	Missouri State	9-19	2	20	Tabary pass to Mays	Missouri State	9-19	3
55	Gordon rush	Idaho	10-3	2	20	Tabary pass to Leapheart	Missouri State	9-19	2
54	Moragne rush (TD)	Missouri State	9-19	4	<b>TOTAL: 48 70+: 1 60+: 2 50+: 8 40+: 12 30+: 20</b>				
51	Knighten pass to Paschal	Appalachian State	11-5	3					
50	Wand rush (TD)	Idaho	10-3	1					
49	Tabary pass to McKissic (TD)	Missouri State	9-19	2					
46	Knighten pass to Murray (TD)	Louisiana-Lafayette	10-20	2					
41	Knighten pass to Houston	USC	9-5	3					
40	Tabary pass to Griswold	USC	9-5	3					
39	Wand rush	Louisiana-Lafayette	10-20	1					
38	Knighten pass to Houston (TD)	South Alabama	10-13	4					
36	Tabary pass to Mack	Toledo	9-26	1					
36	Gordon rush	Missouri State	9-19	2					
35	Knighten pass to McKissic	Georgia State	10-31	1					
33	Knighten pass to Paschal	Appalachian State	11-5	4					
31	Tabary pass to Wand	Toledo	9-26	4					
31	Tabary pass to Paschal	Toledo	9-26	3					
29	Wand rush	South Alabama	10-13	2					
28	Knighten pass to Trosin	Georgia State	10-31	3					
26	White rush (TD)	Appalachian State	11-5	3					
26	Knighten rush	Appalachian State	11-5	3					
26	McKissic rush	Georgia State	10-31	4					
26	Knighten pass to Paschal (TD)	Georgia State	10-31	3					
26	White rush (TD)	Georgia State	10-31	2					
26	Gordon rush	Georgia State	10-31	1					
26	Gordon rush	Louisiana-Lafayette	10-20	1					
26	Gordon rush (TD)	Missouri State	9-19	1					
26	Wand rush (TD)	Missouri State	9-19	2					
26	Wand rush	USC	9-5	2					
24	Knighten rush	Georgia State	10-31	3					
24	White rush	South Alabama	10-13	4					
24	Houston pass to Wand	Louisiana-Lafayette	10-20	3					
23	Wand rush	Louisiana-Lafayette	10-20	2					
23	Knighten rush	South Alabama	10-13	1					
23	McKissic rush	South Alabama	10-13	1					
23	Tabary pass to Griswold	Idaho	10-3	3					
23	Tabary pass to McKissic	Missouri	9-12	4					
22	Knighten rush	Louisiana-Lafayette	10-20	3					
21	Wand rush	Georgia State	10-31	2					
21	White rush (TD)	Louisiana-Lafayette	10-20	1					

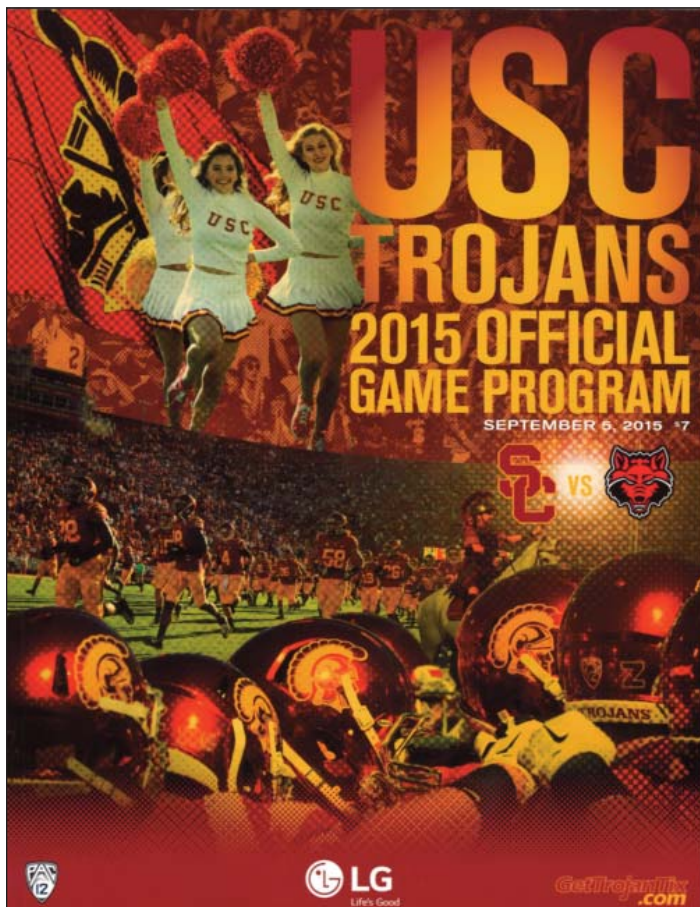
## 2015 ARKANSAS STATE SCORING DRIVES

	Plays	Yards	TOP (QTR)	Score
<b>USC (1: 1 TD/0 FG)</b>	7	78	2:00 (3)	Gordon 9-yard run
<b>MISSOURI (4: 2 TD/2 FG)</b>	3	7	1:20 (2)	Houston 7-yard reception
	11	38	4:10 (2)	J.D. Houston 20-yard field goal
	12	63	3:51 (2)	Houston 5-yard reception
	4	5	1:13 (3)	White 40-yard field goal
<b>MISSOURI STATE (9: 9 TD/0 FG)</b>	3	28	0:30 (1)	Griswold 16-yard reception
	11	65	5:06 (1)	Gordon 26-yard run
	6	71	1:42 (2)	Wand 26-yard run
	4	92	1:21 (2)	McKissic 49-yard reception
	5	77	1:56 (2)	White 56-yard run
	10	65	3:52 (3)	White 1-yard run
	1	3	0:08 (3)	White 3-yard run
	5	49	1:44 (3)	Stowers 3-yard reception
	7	85	3:32 (4)	Moragne 54-yard run
<b>IDAHO (7: 7 TD/0 FG)</b>	6	75	2:15 (1)	Wand 50-yard run
	2	75	0:39 (2)	Gordon 59-yard run
	8	89	2:34 (2)	White 2-yard run
	19	91	6:08 (2)	Gordon 15-yard run
	6	68	2:23 (3)	Gordon 10-yard run
	12	75	6:29 (3)	White 2-yard run
	4	34	1:17 (4)	Houston 20-yard reception
<b>SOUTH ALABAMA (6: 4 TD/2 FG)</b>	7	66	2:16 (1)	Gordon 9-yard reception
	4	54	1:16 (1)	White 13-yard run
	4	8	1:37 (3)	J.D. Houston 23-yard field goal
	9	24	4:16 (3)	J.D. Houston 33-yard field goal
	3	65	0:39 (4)	Tres Houston 38-yard reception
	6	43	2:12 (4)	White 1-yard run
<b>LOUISIANA-LAFAYETTE (5: 4 TD/1 FG)</b>	7	76	2:08 (1)	Gordon 7-yard run
	7	57	2:00 (1)	White 21-yard run
	7	64	1:45 (2)	Griswold 2-yard reception
	4	83	1:57 (2)	Murray 46-yard reception
	10	55	4:06 (3)	J.D. Houston 42-yard field goal
<b>GEORGIA STATE (7: 7 TD/0 FG)</b>	8	79	2:57 (1)	Knighten 3-yard run
	5	47	1:33 (1)	Gordon 1-yard reception
	7	75	2:19 (2)	White 26-yard run
	8	79	3:23 (3)	Paschal 26-yard reception
	4	15	1:23 (4)	Houston 3-yard reception
	5	52	1:39 (4)	White 3-yard run
	5	79	2:03 (4)	Wand 60-yard run
<b>APPALACHIAN STATE (7: 3 TD/4 FG)</b>	1	8	0:03 (1)	Houston 8-yard reception
	13	72	4:35 (2)	J.D. Houston 25-yard field goal
	6	75	1:35 (3)	White 26-yard run
	2	80	0:30 (3)	Gordon 73-yard run
	14	67	4:46 (3)	J.D. Houston 32-yard field goal
	9	82	4:06 (4)	J.D. Houston 26-yard field goal
	9	56	5:22 (4)	J.D. Houston 23-yard field goal

TOTAL SCORING DRIVES: 46 || SCORING DRIVES TAKING 2 MINUTES OR LESS: 23 (50% of all drives) || SCORING DRIVES TAKING 4 MINUTES OR LONGER: 10 (22% of all drives)

**GAME 1**

SEPT. 5, 2015 | L.A. COLISEUM: 79,809 | No. 8 USC 55, Arkansas State 6



LOS ANGELES (9/5/15) – Arkansas State racked up 402 yards of total offense, but No. 8 USC capitalized on four Red Wolves’ turnovers for a 55-6 victory at Los Angeles Memorial Coliseum in the season opener for both teams.

The Trojans used a four-play, 77-yard drive on the opening possession to grab an early 7-0 lead over A-State. The Trojans faced third and nine from their own 39-yard line and quarterback Cody Kessler found wide receiver Juju Smith-Schuster for a 61-yard touchdown catch.

“If you don’t play your best with a team with this kind of talent, then you are going to exposed,” A-State head coach Blake Anderson said. “Some things that were uncharacteristic for us happened, and then some things went their way and it made it look pretty bad. Just something we have to learn from.”

The score remained 7-0 for most of the first quarter before the Trojans put together a two-play, 40-yard drive to take a 14-0 lead at the end of the first quarter. It took one play with 9:40 left in the second quarter for the Trojans to add to the lead as Tre Madden rushed for a 65-yard touchdown.

USC grabbed a 28-0 edge going into halftime with an eight play, 68-yard drive that ended with a two-yard touchdown pass to Taylor McNamara.

The Red Wolves used seven plays covering 78 yards to get on the board to begin the second half. Knighten started the drive with a 41-yard completion to Tres Houston and a five-yard pass to Paschal. After a six-yard rush to convert third down and five, running back Michael Gordon completed the scoring drive with a nine-yard run.

USC responded with two touchdowns to close the third quarter and take a 42-6 lead. The Trojans led 35-6 after an interception set up USC with field position inside the Red Wolves 10-yard line. Knighten was picked off at the 37 and the Su’A Cravens returned it 32 yards. Madden caught an eight-yard pass to make it 35-6 and USC added to the lead with 44-yard rush by Ronald Jones.

Freshman James Tabary took over at quarterback for the Red Wolves on the last

Score by Quarters		1	2	3	4	Score
Arkansas State		0	0	6	0	6
USC		14	14	14	13	55

Team	Qtr	Time	Scoring play	Pys-Yds	TOP	Score
USC	1	13:46	Smith-Schuster 61 yd rec.	4-77	1:14	0-7
USC	1	00:00	Mitchell Jr. 14 yd rec.	2-40	0:40	0-14
USC	2	09:26	Madden 65 yd run	1-65	0:14	0-21
USC	2	04:32	McNamara 2 yd rec.	8-68	2:35	0-28
<b>A-State</b>	<b>3</b>	<b>13:00</b>	<b>Gordon 9 yd run</b>	<b>7-78</b>	<b>2:00</b>	<b>6-28</b>
USC	3	06:21	Madden 8 yd run	2-5	0:42	6-35
USC	3	03:38	Jones II 44 yd run	4-70	1:12	6-42
USC	4	10:19	Masina 46 yd fumble ret.	--	--	6-48
USC	4	04:16	Ware 6 yd run	8-63	3:17	6-55

**TEAM STATISTICS**

	A-STATE	USC
First Downs	19	22
Net yards rushing	208	189
Net yards passing	193	320
Passes Comp-Att-Int	17-37-2	23-32-0
Total Net Yards	401	509
Fumbles: Number-Lost	2-2	0-0
Penalties: Number-Yards	8-88	3-25
Possession Time	35:31	24:29
Third Down Conversions	6 of 19	3 of 10
Sacks By: Number-Yards	5-35	1-6

**INDIVIDUAL STATISTICS**

**RUSHING:** Arkansas State - Knighten, Fredi 14-58; Gordon, Michael 12-55; Wand, Warren 10-52; White, Johnston 6-30; Moragne, Logan 4-9; Mays, Booker 1-4; Tabary, James 1-3; Trosin, Tyler 2-minus 3. USC - Madden, Tre 12-106; Jones II, Ronald 6-86; Ware, Aca'Cedric 6-28; Vainuku, Soma 1-3; Davis, Dominic 1-2; Team 1-minus 1; Kessler, Cody 5-minus 35.

**PASSING:** Arkansas State - Knighten, Fredi 8-23-2-86; Tabary, James 7-11-0-95; Birse, Cameron 2-2-0-12; Houston, Tres 0-1-0-0. USC - Kessler, Cody 19-26-0-236; Browne, Max 3-5-0-66; Greene, Jalen 1-1-0-18.

**RECEIVING:** Arkansas State - McKissic, J.D. 5-36; Paschal, Dijon 3-15; Houston, Tres 2-54; Griswold, D. 2-46; Mays, Booker 1-13; Gordon, Michael 1-11; Wand, Warren 1-10; White, Johnston 1-5; Mack, Blake 1-3. USC - Smith-Schuster, JuJu 4-89; Mitchell Jr., Steven 4-28; Davis, Dominic 2-53; Whitney, Isaac 2-38; Hampton, De'Quan 2-35; Greene, Jalen 2-25; Rogers, Darreus 2-24; Madden, Tre 2-15; Tober, Christian 1-6; Petite, Tyler 1-5; McNamara, Taylor 1-2.

**INTERCEPTIONS:** Arkansas State - None. USC - Cravens, Su'a 1-32; Hawkins, Chris 1-20.

**FUMBLES:** Arkansas State - Gordon, Michael 2-2. USC - None.



possession of the third quarter, setting up A-State with a third and seven at the USC nine as the quarter expired. The Red Wolves were faced with fourth and sixth, but the attempt failed and the Trojans took over at the five-yard line.

Knighten led all A-State rushers with 58 yards on 14 carries, while Gordon finished with 55 yards and a touchdown. Freshman Warren Wand added 52 yards on 10 carries, while Tres Houston hauled in two receptions for 54 yards. J.D. McKissic led all Red Wolves wide outs with five receptions on the night.

Defensively Chambers recorded 2.5 of the Red Wolves’ five sacks on the night in his collegiate debut and led the team with eight tackles.

**GAME 2**

SEPT. 12, 2015 | CENTENNIAL BANK STADIUM: 29,143 | No. 21 Missouri 27, A-State 20

CENTENNIAL BANK STADIUM | SATURDAY, SEPTEMBER 12, 2015






**ARKANSAS STATE RED WOLVES VS. MISSOURI TIGERS**

JONESBORO, Ark. (9/12/15) – No. 21 Missouri outscored Arkansas State 17-3 in the second half to come away with a 27-20 victory over the Red Wolves in front of 29,143 fans at newly renovated Centennial Bank Stadium.

“We played hard, but just didn’t make enough plays when it counted, especially in the third and fourth quarter, to get the win,” said A-State head coach Blake Anderson. “At the same time, we had a lot of improvement from a week ago and gave phenomenal effort, especially forcing turnovers defensively. We lost to a good football team, but there are definitely some positives to take away from it.”

Both teams had three turnovers in the contest, but two second-half interceptions hurt A-State. Red Wolves starting quarterback Fredi Knighten finished 11-of-23 for 97 yards with two touchdowns and an interception. Redshirt-freshman quarterback James Tabary was 3-for-7 for 27 yards and two interceptions playing late in the third quarter and all of the fourth quarter.

The Red Wolves were held to 217 total yards with Michael Gordon leading the team with 67 yards on 17 rushes. J.D. McKissic caught eight passes for 82 yards and returned three kicks for 105 yards to finish with 187 all-purpose yards. Tres Houston had three catches for 23 yards and caught two touchdown passes.

Missouri quarterback Maty Mauk completed 16-of-36 passes and threw for three touchdowns, but was intercepted by Bo Sentimore and Rocky Hayes in the game. Mauk threw for 148 yards and rushed for 75 yards and the Tigers finished the night with 282 total yards. Back-up Drew Lock attempted one pass and was intercepted by Chris Humes in the second quarter.

Missouri used 12 plays and moved 60 yards to convert a 30-yard field goal to lead

Score by Quarters		1	2	3	4	Score
Arkansas State		0	17	0	3	20
Missouri		3	7	14	3	27

Team	Qtr	Time	Scoring play	Pys-Yds	TOP	Score
Missouri	1	08:00	Baggett 30 yd FG	12-60	4:14	0-3
A-State	2	12:18	Houston 7 yd reception	3-7	1:20	7-3
A-State	2	07:53	J.D. Houston 20 yd FG	11-38	4:10	10-3
Missouri	2	04:08	Brown 11 yd reception	1-11	0:07	10-10
A-State	2	00:08	Houston 5 yd reception	12-63	3:51	17-10
Missouri	3	05:25	Leftwich 32 yd reception	6-62	2:20	17-17
Missouri	3	00:44	Culkin 21 yd reception	6-65	2:28	17-24
A-State	4	11:30	White 40 yd FG	4-5	1:13	20-24
Missouri	4	07:10	Baggett 41 yd FG	8-16	2:14	20-27

**TEAM STATISTICS**

	A-STATE	MISSOURI
First Downs	18	19
Net yards rushing	93	140
Net yards passing	124	148
Passes Comp-Att-Int	14-30-3	16-37-3
Total Net Yards	217	288
Fumbles: Number-Lost	1-0	2-0
Penalties: Number-Yards	7-80	9-75
Possession Time	32:00	28:00
Third Down Conversions	6 of 17	5 of 15
Sacks By: Number-Yards	1-9	2-17

**INDIVIDUAL STATISTICS**

**RUSHING:** Missouri - Mauk, Maty 10-75; Witter, Ish 12-50; Hansbrough, Russell 5-15; Hunt, Tyler 2-4; Steward, Morgan 2-0; Team 3-minus 4. Arkansas State - Gordon, Michael 17-67; White, Johnston 6-21; Wand, Warren 4-18; McKissic, J.D. 4-11; Tabary, James 2-minus 7; Knighten, Fredi 11-minus 8; Paschal, Dijon 1-minus 9. **PASSING:** Missouri - Mauk, Maty 16-36-2-148; Lock, Drew 0-1-1-0. Arkansas State - Knighten, Fredi 11-23-1-97; Tabary, James 3-7-2-27. **RECEIVING:** Missouri - Culkin, Sean 5-46; Brown, Nate 4-46; Witter, Ish 3-10; Moore, J'Mon 2-17; Leftwich, Wesley 1-32; Wingo, R. 1-minus 3. Arkansas State - McKissic, J.D. 8-82; Houston, Tres 3-23; Trosin, Tyler 1-19; Wand, Warren 1-3; Gordon, Michael 1-minus 3. **INTERCEPTIONS:** Missouri - Brothers, Kentrell 2-9; Gibson, John 1-35. Arkansas State - Sentimore, Bo 1-45; Humes, Chris 1-19; Girley, Charleston 1-0. **FUMBLES:** Missouri - Mauk, Maty 2-0. Arkansas State-Murray, Chris 1-0.



3-0 early in the first quarter. Missouri threw an interception on its next possessions and the Red Wolves turned it into 10 points to grab a 10-3 advantage with 7:53 left in the second quarter.

Missouri regained momentum by picking off Knighten at the Red Wolves 46-yard line and a 35-yard return set up the Tigers to tie the game 10-10 with just over four minutes left in the half. The Red Wolves stole the momentum back with a 12 play, 63-yard touchdown drive to lead 17-10 with just eight seconds left in the first half.

Missouri regained the lead in the third quarter, outscoring the Red Wolves 14-0. A-State pulled back within 24-20 after a Missouri turnover set up a 40-yard field go by Drew White with 11:30 left in the contest. The Tigers put the final points on the board with a 41-yard field goal with 7:10 remaining that set the final score at 27-20.

The Red Wolves had two more opportunities to tie the game, but the Tigers held off any chances of forcing overtime.

**GAME 3**

SEPT. 19, 2015 | CENTENNIAL BANK STADIUM: 26,634 | A-State 70, Missouri State 7

CENTENNIAL BANK STADIUM | SATURDAY, SEPTEMBER 19, 2015




1970 National Championship  
A-State Football Team Recognition

ARMOR SEED  
GREENWAY  
Bayer CropScience  
POINSETT  
VALLEY VIEW

Coach Bennie Ellender

**ARKANSAS STATE RED WOLVES VS. MISSOURI STATE BEARS**



JONESBORO, Ark. (9/19/15) – Redshirt freshman quarterback James Tabary was 21-for-24 for 255 yards and three touchdowns and Arkansas State rushed for six touchdowns in a 70-7 victory over Missouri State at Centennial Bank Stadium.

A-State wracked up 624 total yards on 72 plays to average 8.7 yards per play. The defense picked off three passes and held Missouri State to 341 total yards.

Tabary targeted 11 different receivers and racked up 255 yards passing before being removed late in the third quarter. Eight of Tabary’s 21 completions went for 15-plus yards. J.D. McKissic led the Red Wolves with four receptions for 85 yards and a touchdown.

A-State had seven players account for 344 yards rushing on 46 attempts to average 7.5 yards per rush. Michael Gordon had nine carries for 92 yards and a touchdown and Johnston White had 11 rushed for 87 yards and three touchdowns.

After the Bears went three and out to start the game, punt returner Chris Murray returned the kick 34 yards to set up the Red Wolves at the Missouri State 28-yard line. It took A-State just three plays to put six points on the board as Tabary found Darion Griswold for a 16-yard touchdown.

Khari Lain then picked off the first of three interceptions for the Red Wolves and returned it 44 yards for a touchdown. A-State converted two fourth down situations on its next possession, an 11-play, 65-yard touchdown drive that made the score 21-0 with two minutes left in the first quarter.

The ground game helped the Red Wolves roll the lead to 28-0 early in the second quarter as freshman Warren Wand scampered for 26 yards and his first career

Score by Quarters		1	2	3	4	Score
Arkansas State		21	21	21	7	70
Missouri State		0	0	7	0	7
Team	Qtr	Time	Scoring play	Pys-Yds	TOP	Score
A-State	1	12:25	Griswold 16 yd reception	3-28	0:30	7-0
A-State	1	09:00	Lain 44 yd INT return	-	-	14-0
A-State	1	02:06	Gordon 26 yd rush	11-65	5:06	21-0
A-State	2	14:02	Wand 26 yd rush	6-71	1:42	28-0
A-State	2	10:43	McKissic 49 yd reception	4-92	1:21	35-0
A-State	2	07:34	White 56 yd rush	5-77	1:56	42-0
A-State	3	11:02	White 1 yd rush	10-65	3:52	49-0
A-State	3	10:05	White 3 yd rush	1-3	0:08	56-0
A-State	3	06:32	Stowers 3 yd reception	5-49	1:44	63-0
Missouri St.	3	03:00	Heaston 35 yd rush	9-75	3:32	63-7
A-State	4	01:24	Moragne 54 yd rush	7-85	3:32	70-7

**TEAM STATISTICS**

	A-STATE	MISSOURI STATE
First Downs	27	16
Net yards rushing	344	179
Net yards passing	280	162
Passes Comp-Att-Int	23-26-0	16-32-3
Total Net Yards	624	341
Fumbles: Number-Lost	2-1	0-0
Penalties: Number-Yards	7-49	2-15
Possession Time	29:34	30:26
Third Down Conversions	7 of 12	3 of 14
Sacks By: Number-Yards	1-10	1-9

**INDIVIDUAL STATISTICS**

**RUSHING:** Missouri State - Jason Randall 8-77; Ryan Heaston 8-67; Calan Crowder 10-29; Phoenix Johnson 5-7; Brodie Lambert 6-minus 1. Arkansas State - Gordon, Michael 9-92; White, Johnston 11-87; Moragne, Logan 6-81; Wand, Warren 11-60; Williams, D. 6-31; Trosin, Tyler 1-3; TEAM 1-minus 1; Tabary, James 1-minus 9. **PASSING:** Missouri State - Brodie Lambert 16-32-3-162. Arkansas State - Tabary, James 21-24-0-255; Birse, Cameron 2-2-0-25. **RECEIVING:** Missouri State - Eri Christopel 4-58; Erik Furmanek 4-15; Malik Earl 3-44; Deion Holliman 2-37; Willis Chambers 1-6; Zac Hoover 1-1; Richard Darden 1-1. Arkansas State - McKissic, J.D. 4-85; Griswold, D. 3-39; Stowers, S. 3-24; Leapheart, W. 2-38; Mack, Blake 2-19; Wand, Warren 2-14; White, Johnston 2-7; Mays, Booker 1-20; Paschal, Dijon 1-12; Houston, Tres 1-12; Trosin, Tyler 1-6; Gordon, Michael 1-4. **INTERCEPTIONS:** Missouri State-None. Arkansas State-Lain, Khari 1-44; Stone, Chris 1-8; Hart, Jamaris 1-0. **FUMBLES:** Missouri State-None. Arkansas State-Stone, Chris 1-0; Moragne, Logan 1-1.



touchdown.

Missouri State moved inside A-State territory for the first time after a 27-yard pass completion, but the Red Wolves defense quickly forced a punt to regain control. A-State was pinned at their 8-yard line, but it took just four plays to find the end zone once again. Gordon broke free for a gain of 36 yards on third and short and J.D. McKissic did the rest of the work, catching a pass from Tabary before going 49 yards for the score.

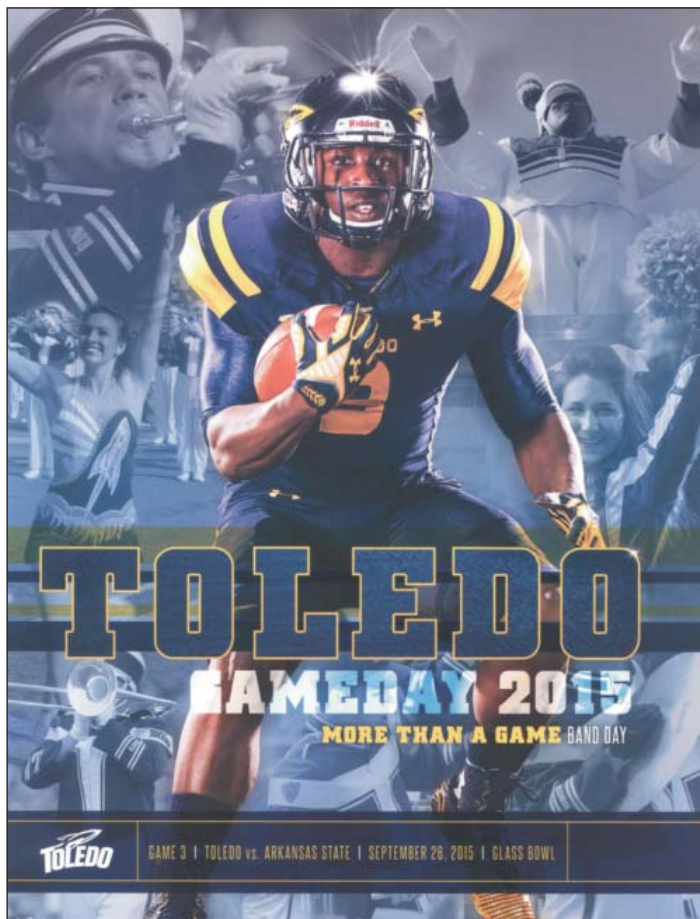
A-State came out of the halftime break and used 10 plays to end a 65-yard drive with a one-yard touchdown run by White to lead 49-0. White rushed for 17 yards and capped off the drive with his second touchdown run of the evening.

Less than a minute later, White scored his third touchdown of the night with a three-yard run that had A-State leading 56-0. The Red Wolves made it 63-0 with 6:32 remaining in the third quarter with Sterling Stowers hauling in his first career touchdown reception. A quick five play, 49-yard drive featured Tabary targeting Stowers three times for 24 yards.

Missouri State found the end zone with three minutes left to make it 63-7. Ryan Heaston rushed from 35 yards for the score, but A-State regained the 63-point lead with a 54-yard rushing touchdown by Logan Moragne with 1:16 remaining.

## GAME 4

SEPT. 26, 2015 | GLASS BOWL: 21,385 | Toledo 37, A-State 7



TOLEDO, Ohio. (9/26/15) – J.D. McKissic accounted for 252 all-purpose, including a 92-yard kickoff return in the first half, but it was not enough as Arkansas State fell to Toledo 37-7 at the Glass Bowl.

The Rockets took advantage of four first half turnovers by the Red Wolves and scored 17 points off those turnovers to build an early 24-0 lead in the game's first 20 minutes. McKissic got A-State on the scoreboard with a 92-yard kickoff return following the Rockets' third touchdown of the half.

Javon Rolland-Jones gave the Red Wolves a spark of energy after falling behind by 10 points in the first quarter when he picked off a pass at the Rockets' 6-yard line to setup A-State offense in scoring position. Arkansas State failed to convert however, when Drew White missed a 20-yard field goal wide left to prevent A-State from getting on the scoreboard.

James Tabary's third turnover of the half resulted in a 3-yard touchdown run by the Rockets to push their lead to 24-0 early in the second quarter. Tabary fumbled at his own 3-yard line and Toledo needed just one play, a run by Terry Swanson, to capitalize on the turnover.

A-State answered on the ensuing kickoff when J.D. McKissic went 92-yards for the score. It was the second returned kickoff for a touchdown in his career and the seventh longest in school history to cut the deficit to 24-7 with 11:22 to go in the second quarter.

McKissic broke the A-State record for most return yards in a game with 211, breaking the previous mark of 194 by Brandon Thompkins against Tennessee in 2004. The Rockets marched down on the field on their opening drive that took just six plays and a 1:42 to result in a touchdown on a two-yard rush by Damion Jones-Moore. The Red Wolves fumbled on the ensuing kickoff to give Toledo that ball back in A-State territory, but the defense held the Rockets to a field goal to go down 10-0 before five minutes had gone by in the first quarter.

Toledo got its third score of the opening quarter on an interception and return by

Score by Quarters	1	2	3	4	Score
Arkansas State	0	7	0	0	7
Toledo	17	10	3	7	37

Team	Qtr	Time	Scoring play	Pys-Yds	TOP	Score
Toledo	1	13:23	Moore-Jones 2 yd run	6-71	1:42	0-7
Toledo	1	12:07	Vest 31 yd FG	6-17	1:11	0-10
Toledo	1	00:02	Milligan 36 yd INT return	-	-	0-17
Toledo	2	11:34	Swanson 3 yd run	1-3	0:03	0-24
A-State	2	11:22	McKissic 92 yd KO return	-	-	7-24
Toledo	2	04:47	Vest 23 yd FG	16-69	6:35	7-27
Toledo	3	08:34	Vest 44 yd FG	10-63	4:06	7-30
Toledo	4	05:34	Swanson 1 yd run	11-83	5:32	7-37

### TEAM STATISTICS

	A-STATE	TOLEDO
First Downs	11	29
Net yards rushing	-14	169
Net yards passing	223	308
Passes Comp-Att-Int	18-35-3	25-52-1
Total Net Yards	209	477
Fumbles: Number-Lost	6-2	2-0
Penalties: Number-Yards	8-90	8-80
Possession Time	21:23	38:37
Third Down Conversions	2 of 13	10 of 20
Sacks By: Number-Yards	0-0	6-42

### INDIVIDUAL STATISTICS

**RUSHING:** Arkansas State - Gordon, Michael 7-22; White, Johnston 3-12; Wand, Warren 4-8; Mack, Blake 1-0; TEAM 1-minus 2; Tabary, James 8-minus 54. Toledo - SWANSON, Terry 17-71; JONES-MOORE, D. 18-64; REMY, Marc 2-20; JULIAN, Michael 2-15; SMITH, Brad 4-14; ELY, Phillip 3-minus 15. **PASSING:** Arkansas State - Tabary, James 18-35-3-223. Toledo - ELY, Phillip 25-52-1-308. **RECEIVING:** Arkansas State - McKissic, J.D. 6-41; Mack, Blake 3-54; Trosin, Tyler 3-25; Wand, Warren 2-35; Leapheart, W. 2-32; Paschal, Dijon 1-31; Gordon, Michael 1-5. Toledo-THOMPSON, Cody 5-112; RUSSELL, Alonzo 5-60; JONES, Corey 5-40; ROBERTS, M. 3-42; JOHNSON, Di. 2-27; SWANSON, Terry 2-4; JOHNSON, Jon'Vea 1-8; JONES-MOORE, D. 1-8; REMY, Marc 1-7. **INTERCEPTIONS:** Arkansas State - Rolland-Jones 1-2. Toledo - MILLIGAN, Rolan 1-36; COLEMAN, Jaylen 1-5; WHITTAKER, Chaz 1-0. **FUMBLES:** Arkansas State - Tabary, James 4-1; McKissic, J.D. 1-1; Murray, Chris 1-0. Toledo - ELY, Phillip 1-0; RUSSELL, Alonzo 1-0.



Damion Jones-Moore at the 36-yard lead two seconds remaining. It was the third turnover of the first 15 minutes for A-State and the second interception of the quarter by Tabary.

Toledo added to its lead with a 44-yard field goal from Jameson Vest to push the lead to 30-7 and then added a late touchdown in the fourth quarter on a 1-yard touchdown by Terry Swanson.

**GAME 5**

OCT. 3, 2015 | CENTENNIAL BANK STADIUM: 23,411 | A-State 49, Idaho 35



JONESBORO, Ark. (10/3/15) – Arkansas State senior running back Michael Gordon ran for three of the Red Wolves six rushing touchdowns in a 49-28 Homecoming victory over Idaho at Centennial Bank Stadium.

A-State finished the game with 333 rushing yards and out-gained the Vandals 521-338 in total yardage. Redshirt freshman quarterback James Tabary was 16-for-25 passing for 188 yards with a touchdown. Gordon led A-State with 221 yards on 26 carries. Freshman Warren Wand had six carries for 70 yards and a touchdown and Johnston White added two touchdowns on 12 carries for 56 yards.

Senior wide receiver J.D. McKissic had four catches for 40 yards Saturday. With the four receptions, McKissic broke the Sun Belt Conference record for career receptions. McKissic leads the nation with his 264 catches and passed Troy's Jerrel Jernigan (2007-10), who hauled in 262 receptions, for the record

An 11 play, 75-yard drive gave Idaho a 7-0 lead to open the game, but the Red Wolves wasted no time answering as Warren Wand rushed for a 50-yard touchdown. A-State rushed for 63 yards on the six-play drive with Wand covering 50 of those 63 yards.

After a Rocky Hayes interception thwarted an Idaho drive, the Vandals intercepted a pass by Tabary and returned it 20 yards for a touchdown and a 14-7 lead over A-State. The Red Wolves responded quickly, with a two play, 75-yard drive capped by a second rushing touchdown of 50-plus yards.

The Red Wolves rushing attack paced a third scoring drive with Johnston White rumbling in from two yards out to give A-State a 21-14 lead with 10 minutes left in the first half.

Score by Quarters		1	2	3	4	Score
Arkansas State		7	21	14	7	49
Idaho		7	7	7	14	35

Team	Qtr	Time	Scoring play	Pys-Yds	TOP	Score
Idaho	1	11:02	Penny 1 yd run	11-75	3:58	7-0
A-State	1	08:46	Wand 50 yd run	6-75	2:15	7-7
Idaho	2	14:54	Edwards 20 yd INT return	-	-	7-14
A-State	2	14:15	Gordon 59 yd run	2-75	0:39	14-14
A-State	2	10:15	White 2 yd run	8-89	2:34	21-14
A-State	2	01:44	Gordon 15 yd run	19-91	6:08	28-14
A-State	3	08:44	Gordon 10 yd run	6-68	2:23	35-14
Idaho	3	07:54	Luton 3 yd run	3-71	0:46	35-21
A-State	3	01:25	White 2 yd run	12-75	6:29	42-21
A-State	4	14:54	Houston 20 yd reception	4-34	1:17	49-21
Idaho	4	12:11	Luton 1 yd run	6-51	2:36	49-28
Idaho	4	01:37	Luton 1 yd run	13-78	4:02	49-35

**TEAM STATISTICS**

	A-STATE	IDAHO
First Downs	29	19
Net yards rushing	333	172
Net yards passing	188	166
Passes Comp-Att-Int	16-25-1	24-42-3
Total Net Yards	521	338
Fumbles: Number-Lost	4-1	1-0
Penalties: Number-Yards	15-169	11-105
Possession Time	31:46	28:14
Third Down Conversions	7 of 11	6 of 14
Sacks By: Number-Yards	2-9	2-17

**INDIVIDUAL STATISTICS**

**RUSHING:** IDAHO - Penny, Elijahaa 13-99; Duckworth, A 7-47; Luton, Jake 9-26. Arkansas State - Gordon, Michael 26-221; Wand, Warren 6-70; White, Johnston 12-56; McKissic, J.D. 1-9; Trosin, Tyler 1-4; **TEAM** 1-minus 2; Tabary, James 6-minus 25. **PASSING:** IDAHO - Luton, Jake 24-42-3-166. Arkansas State - Tabary, James 16-25-1-188. **RECEIVING:** IDAHO - Epps, Dezmon 9-64; Hightower, C 4-40; Penny, Elijahaa 4-5; Cowan, Trent 3-35; Mwehla, Rueben 2-12; Manley, Jake 1-8; Watson, Deon 1-2. Arkansas State - Paschal, Dijon 5-55; McKissic, J.D. 4-40; Houston, Tres 3-44; Mays, Booker 2-16; Griswold, D. 1-23; Mack, Blake 1-10. **INTERCEPTIONS:** IDAHO - Edwards, Chris 1-20. Arkansas State - Hayes, Rocky 2-0; Brown, Cody 1-2. **FUMBLES:** IDAHO - Duckworth, A 1-0. Arkansas State-White, Johnston 1-1; Murray, Chris 1-0; Tabary, James 1-0; Gordon, Michael 1-0.



A methodical 19 play, 91-yard drive ran over six minutes off the clock ended with A-State taking a 28-14 edge to the halftime break.

The Red Wolves continued the barrage with a six play, 68-yard drive to gain a 35-14 edge early in the third quarter. Tabary was 2-for-2 passing on the drive finding Dijon Paschal for 18 yards and Darion Griswold for 23 yards before Gordon found pay dirt from 10 yards out for his third touchdown of the game.

Idaho got within 14 points again with a three-yard touchdown run by quarterback Jake Luton, but the Red Wolves answered with a drive that chewed up over six minutes of clock. Capping the 12 play, 75 yard drive was a two yard rushing touchdown by White, his second score of the night and the sixth by A-State. The Red Wolves offensive line paved the way for another 37 yards on the ground while penalties by Idaho helped A-State keep the drive moving.

Hayes' second interception of the night set up A-State to expand upon its 42-21 lead with field position at the Idaho 34-yard line. Tabary hit Tres Houston for a 20-yard touchdown pass to build the A-State lead to 49-21.

Luton scrambled for two touchdowns in the fourth quarter to trim the A-State advantage to 49-35. The Vandals attempted an onside kick, but the kick went out of bounds and the Red Wolves took the victory.

**GAME 6**

OCT. 13, 2015 | LADD-PEEBLES STADIUM: 18,538 | A-State 49, South Alabama 31



Score by Quarters		1	2	3	4	Score
Arkansas State		14	0	6	29	49
South Alabama		7	14	3	7	31

Team	Qtr	Time	Scoring play	Pys-Yds	TOP	Score
USA	1	08:05	Everett 10 yd reception	9-52	5:16	0-7
A-State	1	02:42	Gordon 9 yd reception	7-66	2:16	7-7
A-State	1	00:27	White 13 yd run	4-54	1:16	14-7
USA	2	07:09	Woodson 24 yd reception	2-27	0:41	14-14
USA	2	03:08	Magee 76 yd reception	4-93	1:36	14-21
A-State	3	12:01	Houston 23 yd field goal	4-8	1:37	17-21
USA	3	08:04	Sunanon 37 yd field goal	4-13	1:32	17-24
A-State	3	00:35	Houston 33 yd field goal	9-24	4:16	20-24
USA	4	13:12	Everett 3 yd run	7-75	2:23	20-31
A-State	4	12:33	Houston 38 yd reception	3-65	0:39	28-31
A-State	4	10:08	White 1 yd run	6-43	2:12	35-31
A-State	4	08:44	Stone 0 yd fumble rec.	-	-	42-31
A-State	4	07:16	Clifton 37 yd INT return	-	-	49-31

TEAM STATISTICS		
	A-STATE	USA
First Downs	17	12
Net yards rushing	226	29
Net yards passing	119	273
Passes Comp-Att-Int	10-18-0	18-33-3
Total Net Yards	345	302
Fumbles: Number-Lost	4-1	2-2
Penalties: Number-Yards	8-80	7-52
Possession Time	31:39	28:21
Third Down Conversions	3 of 15	3 of 14
Sacks By: Number-Yards	6-40	3-24

INDIVIDUAL STATISTICS	
<b>RUSHING:</b> Arkansas State - Wand, Warren 14-85; White, Johnston 9-46; Knighten, Fredi 20-40; Gordon, Michael 6-35; McKissic, J.D. 1-23; Hayes, Rocky 1-0; TEAM 2-minus 3. South Alabama - Tyreis Thomas 10-25; Claude Garrett 1-9; Gerald Everett 1-3; Dami Ayoola 1-2; Trnce Timmons 2-0; Xavier Johnson 2-minus 1; TEAM 2-minus 2; Cody Clements 13-minus 7.	<b>PASSING:</b> Arkansas State - Knighten, Fredi 10-17-0-119; Houston, Tres 0-1-0-0. South Alabama - Cody Clements 18-33-3-273.
<b>RECEIVING:</b> Arkansas State - Houston, Tres 3-59; McKissic, J.D. 2-27; Wand, Warren 2-7; Gordon, Michael 1-9; Griswold, D. 1-9; Mays, Booker 1-8. South Alabama - Danny Woodson 4-75; D.J. Vinson 4-23; Gerald Everett 3-25; Marvin Shinn 2-58; Chris Lewis 2-4; Josh Magee 1-76; Braedon Bowman 1-18; Xavier Johnson 1-minus 6.	<b>INTERCEPTIONS:</b> Arkansas State - Woodson-Luster 1-60; Clifton, Justin 1-37; Brown, Cody 1-0. South Alabama - None.
<b>FUMBLES:</b> Arkansas State - Knighten, Fredi 3-1; Trosin, Tyler 1-0. South Alabama - Braedon Bowman 1-1; Cody Clements 1-1.	

MOBILE, Ala. (10/13/15) – The Arkansas State football team trailed South Alabama by 11 points in the fourth quarter, but scored 29 unanswered in the fourth quarter to come back and earn a 49-31 victory over the Jaguars in a nationally-televised contest on ESPN2 at Ladd-Peebles Stadium.

Arkansas State trailed South Alabama 31-20 with 13:12 to go in the game, but scored the first of four touchdowns less than a minute later when Fredi Knighten connected with Tres Houston on a 38-yard touchdown strike. The Red Wolves added the two-point conversion on a pass to J.D. McKissic to make the score 31-28 in favor of the Jaguars.

Cody Brown picked off a pass on the next Jaguars’ drive to set up a six-play, 43-yard drive, capped by a Johnston White one-yard touchdown run, which gave A-State a 35-31 advantage with a little over 10 minutes remaining in the game. A-State’s defense sealed the victory later in the quarter with two touchdowns.

The first came when Chris Stone recovered a fumble in the end zone after a Ja’Von Rolland-Jones sack to make the score 42-31 with 8:44 remaining in the game. South Alabama’s next drive also resulted in an A-State defensive touchdown as Justin Clifton intercepted his first career pass and took it 37 yards to the end zone to put the score at 49-31.


The Red Wolves finished the game with 345 total yards offensively to South Alabama’s 302, including outrushing the home team 226-29. A-State forced five turnovers, it’s most of the season, and also registered a season-high six sacks defensively.

Warren Wand led the team with 85 yards on the ground, while Houston was the team’s leading receiver with three catches for 59 yards. Knighten, in his first action in the last three games, was 10-of-17 through the air for 119 yards with two touchdowns and no interceptions, and the senior quarterback also added another 40 yards on the ground. Xavier Woodson-Luster led the team with 13 tackles defensively.



**GAME 7**

OCT. 20, 2015 | CENTENNIAL BANK STADIUM: 20,495 | A-State 37, UL Lafayette 27



JONESBORO, Ark. (10/20/15) – Arkansas State rushed for 306 yards and surged to a 34-14 halftime lead before holding off Louisiana 37-27 in front of a nationally-televised audience on ESPN2 from Centennial Bank Stadium.

The Red Wolves had four players rush for 60-plus yards, led by freshman Warren Wand who had nine carries for 98 yards. Senior Michael Gordon had 14 rushes for 73 yards and a touchdown and redshirt-sophomore Johnston White added 62 yards on 10 carries and a touchdown. Senior quarterback Fredi Knighten was 8-of-19 passing for 105 yards with two touchdowns and an interception while rushing for 72 yards on 14 attempts.

Louisiana out-gained A-State 485-435 in total offense, but an opportunistic Red Wolves defense forced two turnovers, including an interception returned for a touchdown.

The Red Wolves used seven plays and covered 76 yards in 2:08 to lead 6-0 midway through the first quarter. The ground assault raced on later in the first quarter as the Red Wolves found pay dirt once again by way of the ground game. It took seven rushes to cover 57 yards after the A-State defense force two-straight three-and-outs to increase the lead to 13-0 in the first quarter.

Wrapping up the first quarter, Wand broke a 39-yard rush covering the last 15-plus yards without his right shoe. A facemask penalty resulted in an untimed down from the Louisiana 11-yard line and the Red Wolves gained a 20-0 lead after a two-yard touchdown pass from Knighten to Griswold.

Having forced a three-and-out on three of the four Ragin' Cajuns drives after the opening kickoff, the A-State defense forced an interception for the fifth-straight

Score by Quarters		1	2	3	4	Score
Arkansas State		13	21	3	0	37
Louisiana-Lafayette		0	14	7	6	27

Team	Qtr	Time	Scoring play	Pys-Yds	TOP	Score
A-State	1	08:13	Gordon 7 yd run	7-76	2:08	6-0
A-State	1	01:15	White 21 yd run	7-57	2:00	13-0
A-State	2	13:24	Griswold 2 yd reception	7-64	1:45	20-0
A-State	2	11:29	Brown 30 yd INT return	-	-	27-0
ULL	2	11:16	Nixon 75 yd run	1-75	0:13	27-7
A-State	2	02:55	Murray 46 yd reception	4-83	1:57	34-7
ULL	2	00:25	McGuire 8 yd run	10-75	3:30	34-14
A-State	3	02:35	Houston 42 yd field goal	10-55	4:06	37-14
ULL	3	00:05	Riles 17 yd reception	5-72	2:23	37-21
ULL	4	11:02	McGuire 20 yd reception	7-59	2:24	37-27

**TEAM STATISTICS**

	A-STATE	UL LAFAYETTE
First Downs	22	22
Net yards rushing	306	232
Net yards passing	129	253
Passes Comp-Att-Int	9-20-1	17-44-2
Total Net Yards	435	485
Fumbles: Number-Lost	0-0	0-0
Penalties: Number-Yards	3-20	3-32
Possession Time	30:49	29:11
Third Down Conversions	5 of 13	6 of 17
Sacks By: Number-Yards	0-0	1-7

**INDIVIDUAL STATISTICS**

**RUSHING:** Louisiana - Nixon, Jalen 19-201; McGuire, Elijah 13-32; Carter, Montrel 1-0; Pierce, Torrey 1-minus 1. Arkansas State - Wand, Warren 9-98; Gordon, Michael 14-73; Knighten, Fredi 14-72; White, Johnston 10-62; McKissic, J.D. 2-11; TEAM 3-minus 10. **PASSING:** Louisiana - Nixon, Jalen 17-44-2-253. Arkansas State-Knighten, Fredi 8-19-1-105; Houston, Tres 1-1-0-24. **RECEIVING:** Louisiana - McGuire, Elijah 10-134; Riles, Al 4-47; Fuselier, Gabe 3-72. Arkansas State - Trosin, Tyler 2-35; Griswold, D. 2-13; McKissic, J.D. 2-minus 1; Murray, Chris 1-46; Wand, Warren 1-24; Houston, Tres 1-12. **INTERCEPTIONS:** Louisiana - Brown, Savion 1-16. Arkansas State-Brown, Cody 1-30; Hunter, Money 1-0. **FUMBLES:** Louisiana - None. Arkansas State - None



game and returned it for a touchdown and a 27-0 lead. Cody Brown stepped in front of a pass by Nixon at the 30-yard line and returned it for a touchdown, the fourth defensive touchdown of the season for A-State. Nixon responded as he got the Ragin' Cajuns on the scoreboard with a 75-yard touchdown run on the option play.

Knighten used his arm to get A-State on the board again late in the first half as he found a wide open Chris Murray for 46-yard touchdown. Louisiana drove 75 yards on their final possession of the first half to cut the A-State lead to 34-14 at the half.

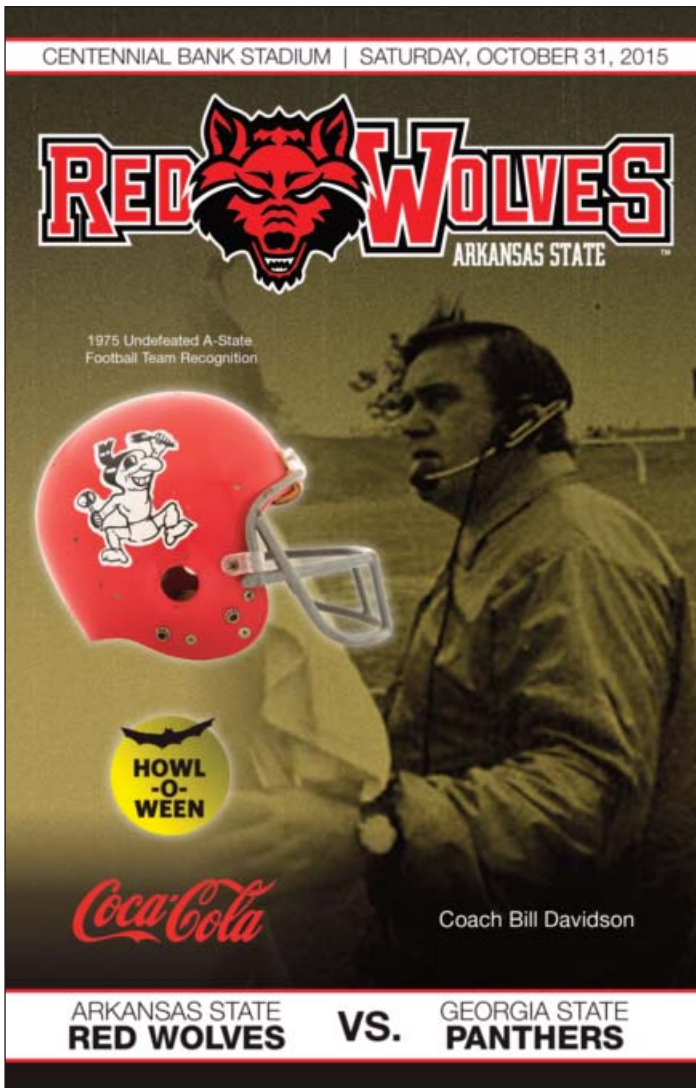
A-State increased its lead in the third quarter when J.D. Houston nailed the 42-yard kick to make the score 34-14, but Louisiana answered with a quick five play, 72-yard drive capped by a 17-yard touchdown pass by Nixon to make it 37-21 at the end of the third quarter.

Following an interception, the Ragin' Cajuns scored seven plays later, but the Louisiana two-point conversion failed holding the A-State lead at 37-27 with 11:02 remaining in regulation.

Junior Xavier Woodson-Luster who registered eight tackles, six solo stops, with a tackle for loss, led A-State defensively.

**GAME 8**

OCT. 31, 2015 | CENTENNIAL BANK STADIUM: 18,217 | A-State 48, Georgia State 34



JONESBORO, Ark. (10/31/15) – Arkansas State outscored Georgia State 21-0 in the fourth quarter at Centennial Bank Stadium to defeat the Panthers 48-34.

A-State trailed 27-20 at the half, but the Red Wolves defense limited Georgia State to 164 total yards in the second half to outscore the Panthers 28-7. The Red Wolves out-gained Georgia State 520-491 for the game behind 296 yards on the ground and 224 yards passing. The Panthers covered 390 yards through the air while rushing for 101 yards.

Senior quarterback Fredi Knighten passed for three touchdowns on 21-of-29 passing for 224 yards. Knighten was intercepted twice, once for a touchdown, but also rushed 19 times for 54 yards and a touchdown. For the night, Knighten accounted for 278 yards and four touchdowns.

Freshman running back Warren Wand registered his first career 100-yard rushing game, finishing with 119 yards on 11 carries and a 60-yard touchdown run. Senior Michael Gordon rushed 14 times for 59 yards and sophomore Johnston White added 37 yards on four carries with two touchdown runs.

Junior linebacker Xavier Woodson-Luster led the A-State defense with 11 tackles, eight solo stops, along with a quarterback hurry. Sophomore linebacker Khari Lain and sophomore defensive end Ja'Von Rolland-Jones each had two sacks and junior defensive end Chase Robinson added another as the Red Wolves tallied five sacks.

A-State used its second possession of the game to drive 79 yards in eight plays and take a 6-0 lead with 4:04 left in the first quarter. Georgia State answered by using six plays to cover 80 yards to tie the game at 6-6. The two teams remain tied

Score by Quarters		1	2	3	4	Score
Arkansas State		13	7	7	21	48
Georgia State		6	21	7	0	34

Team	Qtr	Time	Scoring play	Pys-Yds	TOP	Score
A-State	1	04:04	Knighten 3 yd run	8-79	2:57	6-0
GSU	1	01:58	Kirk 2 yd run	6-80	2:00	6-6
A-State	1	00:19	Gordon 1 yd reception	5-47	1:33	13-6
GSU	2	08:20	Rucker 25 yd reception	2-91	0:32	13-13
GSU	2	05:00	Sullivan 25 yd INT return	-	-	13-20
A-State	2	02:41	White 26 yd run	7-75	2:19	20-20
GSU	2	00:10	Rucker 9 yd reception	7-75	2:31	20-27
A-State	3	11:31	Paschal 26 yd reception	8-79	3:23	27-27
GSU	3	11:17	Greene 100 yd KO return	-	-	27-34
A-State	4	13:37	Houston 3 yd reception	4-15	1:23	34-34
A-State	4	08:15	White 3 yd run	5-52	1:39	41-34
A-State	4	02:31	Wand 60 yd run	5-79	2:03	48-34

**TEAM STATISTICS**

	A-STATE	GEORGIA STATE
First Downs	28	21
Net yards rushing	296	101
Net yards passing	224	390
Passes Comp-Att-Int	21-29-2	23-43-1
Total Net Yards	520	491
Fumbles: Number-Lost	1-1	1-1
Penalties: Number-Yards	9-64	10-73
Possession Time	31:09	28:51
Third Down Conversions	6 of 14	7 of 16
Sacks By: Number-Yards	5-28	2-23

**INDIVIDUAL STATISTICS**

**RUSHING:** Georgia State - Smith, Glenn 16-82; Kirk, Demarcus 9-32; Ar buckle, Nick 7-minus 13. Arkansas State - Wand, Warren 11-119; Gordon, Michael 14-59; Knighten, Fredi 19-54; White, Johnston 4-37; McKissic, J.D. 3-30; TEAM 1-minus 3. **PASSING:** Georgia State - Ar buckle, Nick 23-43-1-390. Arkansas State - Knighten, Fredi 21-29-2-224. **RECEIVING:** Georgia State - Hart, Penny 7-128; Davis, Robert 5-79; Rucker, Keith 5-61; Smith, Glenn 3-28; Kirk, Demarcus 2-28; Harden, Donovan 1-66. Arkansas State - McKissic, J.D. 7-82; Paschal, Dijon 4-55; Houston, Tres 3-20; Gordon, Michael 3-4; Trosin, Tyler 1-28; Griswold, D. 1-16; Murray, Chris 1-11; Mays, Booker 1-8. **INTERCEPTIONS:** Georgia State - Sullivan, C. 1-25; Jones, Tevin 1-4. Arkansas State - Wagner, Nehemia 1-13.



at 13-13 when the Panthers used an A-State interception to turn it into a defensive touchdown to gain a 20-13 lead.

A-State answered with a rushing attack that saw Johnston White run the ball into the end zone on fourth down to tie the game at 20-all. Georgia State took a 27-20 lead to halftime after scoring with 10 seconds remaining in the half, but the Red Wolves used the opening possession of the second half to knot the score at 27-all. However, the Panthers returned the ensuing kickoff 100 yards for a touchdown and grabbed the 34-27 lead with 11:17 left in the third quarter.

The Red Wolves forced Georgia State to punt with the clock winding down in the third quarter and Blaise Taylor fielded the punt at the A-State 32-yard line and returned it 53 yards. A-State started the fourth quarter at the Georgia State 15-yard line and four plays later tied the game at 34-34 on a 3-yard touchdown catch by Tres Houston.

A-State's opportunistic defense continued their ways with their 16th interception in the last seven games on a second down play near midfield. The Red Wolves kept the ball on the ground to find the endzone, as five plays and a penalty by Georgia State covered 52 yards for the score and a 41-34 lead. Wand went over the century mark with a 60-yard touchdown run with just over two minutes remaining.

**GAME 9**

NOV. 5, 2015 | CENTENNIAL BANK STADIUM: 18,721 | A-State 40, Appalachian St. 27



BOONE, N.C. (11/5/15) – The Arkansas State Red Wolves football team became bowl eligible for the fifth consecutive season with a 40-27 victory over Appalachian State in front of a nationally televised audience on ESPNU at Kidd Brewer Stadium in Boone, N.C.

A-State outscored the Mountaineers 23-6 in the second half after trailing throughout much of the first half. Despite getting outgained in the first half, the Red Wolves finished the night with 517 yards of total offense. Michael Gordon rushed for 136 yards on 17 attempts and scored once to lead a Red Wolves rushing attack that accumulated 309 yards on the ground. Dijon Paschal had four receptions for 117 yards and Fredi Knighten went 14-of-25 for 208 yards and one touchdown.

After compiling just 125 yards of total offense in the first half, A-State gained 294 yards and outscored Appalachian State (7-2, 4-1 SBC) 17-0 in the third quarter to build a 34-21 lead by the end of the period.

A-State scored on its first three drives of the quarter, including back-to-back scoring runs by Johnston White and Gordon, while J.D. Houston added a field goal to round out the scoring.

J.D. Houston added a pair of field goals in the fourth quarter to push the lead to 40-21. His 23-yard make with 6:26 left remaining made it a three-possession lead for Arkansas State.

A-State and the Mountaineers battled through a first half that featured three turnovers, a fake punt, a defensive score and 430 yards of combined total offense, but the Red Wolves trailed 21-17 at the break thanks to three touchdown passes by Taylor Lamb.

The Red Wolves trailed 14-7 midway through the first quarter and the momentum was in Appalachian State's favor after a fake punt kept the scoring drive alive for the Mountaineers and led to a 29 yard touchdown pass by Lamb to break the 7-7 tie, but that changed when the A-State defense forced it's second of three turnovers in the half.

Score by Quarters		1	2	3	4	Score
Arkansas State		14	3	17	6	40
Appalachian State		14	7	0	6	27

Team	Qtr	Time	Scoring play	Pys-Yds	TOP	Score
App St.	1	12:45	Malachi 12 yd reception	5-72	2:15	0-7
A-State	1	08:33	Houston 8 yd reception	1-8	0:03	7-7
App St.	1	06:04	Burns 29 yd reception	7-75	2:29	7-14
A-State	1	01:30	Stone 19 yd fumble ret.	-	-	14-14
App St.	2	13:44	Jones 24 yd reception	8-72	2:40	14-21
A-State	2	04:50	Houston 25 yd field goal	13-72	4:35	17-21
A-State	3	13:25	White 26 yd run	6-75	1:35	24-21
A-State	3	10:17	Gordon 73 yd run	2-80	0:30	31-21
A-State	3	03:53	Houston 32 yd field goal	14-67	4:46	34-21
A-State	4	12:50	Houston 26 yd field goal	9-82	4:06	37-21
A-State	4	06:26	Houston 23 yd field goal	9-56	5:22	40-21
App St.	4	03:32	McGuire 27 yd reception	8-89	2:48	40-27

**TEAM STATISTICS**

	A-STATE	APP STATE
First Downs	24	18
Net yards rushing	309	108
Net yards passing	208	357
Passes Comp-Att-Int	14-25-0	23-36-1
Total Net Yards	517	465
Fumbles: Number-Lost	0-0	4-2
Penalties: Number-Yards	2-5	6-64
Possession Time	32:00	28:00
Third Down Conversions	7 of 16	5 of 14
Sacks By: Number-Yards	1-15	1-18

**INDIVIDUAL STATISTICS**

**RUSHING:** Arkansas State - Gordon, Michael 17-136; Knighten, Fredi 14-69; White, Johnston 9-64; Wand, Warren 11-42; TEAM 1-minus 2. Appalachian State - Cox, Marcus 16-74; Upshaw, T. 4-29; Lamb, Taylor 8-7; Moore, Jalin 1-4; TEAM 1-minus 6. **PASSING:** Arkansas State - Knighten, Fredi 14-25-0-208. Appalachian State - Lamb, Taylor 22-35-1-321; Critcher, B. 1-1-0-36. **RECEIVING:** Arkansas State - Paschal, Dijon 4-117; Houston, Tres 4-33; McKissic, J.D. 3-27; Griswold, D. 1-15; Gordon, Michael 1-9; Leapheart, W. 1-7. Appalachian State - Cox, Marcus 6-52; Jones, Malachi 4-75; McElfresh, S. 4-47; Meadors, S. 3-78; Burns, Barrett 2-39; Beathard, Bobo 2-15; McGuire, Montez 1-27; Jones, Dante 1-24. **INTERCEPTIONS:** Arkansas State - Hayes, Rocky 1-minus 3. Appalachian State - None. **FUMBLES:** Arkansas State - None. Appalachian State - Cox, Marcus 2-1; TEAM 1-0; Lamb, Taylor 1-1.



Xavier Woodson-Luster sacked Lamb and stripped the ball, which was scooped up by Chris Stone and returned 19 yards to tie the game at 14-14. The defensive touchdown was the fifth of the season for A-State and leads all FBS teams in the category.

The Mountaineers answered back with an 8-play, 72-yard drive and retook the lead on a 24-yard touchdown pass by Lamb to take a 21-14 lead early in the second quarter. A-State slowed the pace down on its next drive and went 72 yards in 13 plays that ended with a 25-yard field goal by J.D. Houston to pull A-State within 21-17 with under five minutes to go until halftime.

Appalachian State opened the game with a scoring drive that covered 72 yards in 2:15 and was capped with a 12-yard pass from Lamb to Malachi Jones to take the upper hand. A-State answered when Khari Lain recovered a Marcus Cox fumble inside the 8-yard line and the offense wasted no time in converting the turnover into points when Knighten found Tres Houston on the first play to tie the score at 7-7 with 8:33 to go in the opening quarter.

Arkansas State Game Results (as of Nov 06, 2015)  
All games

Date	Opponent	Score	Overall	Conference	Time	Attend
Sep 05, 2015	at #8 USC	L 6-55	0-1	0-0	3:12	79809
Sep 12, 2015	MISSOURI	L 20-27	0-2	0-0	3:25	29143
Sep 19, 2015	MISSOURI STATE	W 70-7	1-2	0-0	3:00	26634
09/26/15	at Toledo	L 7-37	1-3	0-0	3:31	21385
* Oct 03, 2015	IDAHO	W 49-35	2-3	1-0	3:44	23411
* Oct 13, 2015	at South Alabama	W 49-31	3-3	2-0	3:37	18538
* Oct 20, 2015	LOUISIANA	W 37-27	4-3	3-0	3:21	20495
* Oct 31, 2015	GEORGIA STATE	W 48-34	5-3	4-0	3:52	18217
* Nov 05, 2015	at Appalachian State	W 40-27	6-3	5-0	3:23	18721

## Arkansas State Combined Team Statistics (as of Nov 06, 2015) All games

Date	Opponent	Score	Att.	Record:	Overall	Home	Away	Neutral
Sep 05, 201	at #8 USC	L 6-55	79809	All games	6-3	4-1	2-2	0-0
Sep 12, 201	MISSOURI	L 20-27	29143	Conference	5-0	3-0	2-0	0-0
Sep 19, 201	MISSOURI STATE	W 70-7	26634	Non-Conference	1-3	1-1	0-2	0-0
09/26/15	at Toledo	L 7-37	21385					
* Oct 03, 201	IDAHO	W 49-35	23411	Team Statistics			ASU	OPP
* Oct 13, 201	at South Alabama	W 49-31	18538	FIRST DOWNS			195	178
* Oct 20, 201	LOUISIANA	W 37-27	20495	Rushing			105	65
* Oct 31, 201	GEORGIA STATE	W 48-34	18217	Passing			77	91
* Nov 05, 201	at Appalachian State	W 40-27	18721	Penalty			13	22

Rushing	g	att	gain	loss	net	avg	td	lg	avg/g
Gordon, Michael	9	120	781	23	758	6.3	7	73	84.2
Wand, Warren	9	81	561	7	554	6.8	3	60	61.6
White, Johnston	9	70	420	7	413	5.9	11	56	45.9
Knighten, Fredi	6	92	429	144	285	3.1	1	26	47.5
Moragne, Logan	6	10	90	0	90	9.0	1	54	15.0
McKissic, J.D.	9	12	87	1	86	7.2	0	26	9.6
Williams, D.	7	6	31	0	31	5.2	0	8	4.4
Mays, Booker	9	1	4	0	4	4.0	0	4	0.4
Trosin, Tyler	9	4	10	6	4	1.0	0	4	0.4
Mack, Blake	7	1	0	0	0	0.0	0	0	0.0
Hayes, Rocky	9	1	0	0	0	0.0	0	0	0.0
Paschal, Dijon	9	1	0	9	-9	-9.0	0	0	-1.0
TEAM	8	10	0	23	-23	-2.3	0	0	-2.9
Tabary, James	5	18	8	100	-92	-5.1	0	3	-18.4
Total	9	427	2421	320	2101	4.9	23	73	233.4
Opponents	9	306	1570	255	1315	4.3	15	75	146.1

Passing	g	effic	comp	att	int	pct	yds	td	lg	avg/g
Knighten, Fredi	6	120.20	72	136	6	52.9	839	10	51	139.8
Tabary, James	5	129.80	65	102	6	63.7	788	4	49	157.6
Birse, Cameron	7	177.70	4	4	0	100.	37	0	13	5.3
Houston, Tres	9	100.53	1	3	0	33.3	24	0	24	2.7
Total	9	124.89	142	245	12	58.0	1688	14	51	187.6
Opponents	9	116.92	185	351	17	52.7	2381	18	76	264.6

Receiving	g	no.	yds	avg	td	lg	avg/g
McKissic, J.D.	9	41	419	10.2	1	49	46.6
Houston, Tres	9	20	257	12.9	6	41	28.6
Paschal, Dijon	9	18	285	15.8	1	51	31.7
Griswold, D.	9	11	161	14.6	2	40	17.9
Wand, Warren	9	9	93	10.3	0	31	10.3
Gordon, Michael	9	9	39	4.3	2	11	4.3
Trosin, Tyler	9	8	113	14.1	0	28	12.6
Mack, Blake	7	7	86	12.3	0	36	12.3
Mays, Booker	9	6	65	10.8	0	20	7.2
Leapheart, W.	9	5	77	15.4	0	20	8.6
Stowers, S.	4	3	24	8.0	1	15	6.0
White, Johnston	9	3	12	4.0	0	5	1.3
Murray, Chris	9	2	57	28.5	1	46	6.3
Total	9	142	1688	11.9	14	51	187.6
Opponents	9	185	2381	12.9	18	76	264.6

Field Goals	fg	pct.	01-19	20-29	30-39	40-49	50-99	lg	blk
Houston, J.D.	8-8	100.	0-0	5-5	2-2	1-1	0-0	42	0
White, Drew	1-3	33.3	0-0	0-2	0-0	1-1	0-0	40	0

Scoring	td	fg	PAT				dxp	saf	pts
			kick	rush	rcv	pass			
White, Johnston	11	-	-	-	-	-	-	66	
Gordon, Michael	9	-	-	-	-	-	-	54	
Houston, J.D.	-	8-8	20-21	-	-	-	-	44	
Houston, Tres	6	-	-	-	-	-	-	36	
White, Drew	-	1-3	19-20	-	-	-	-	22	
Wand, Warren	3	-	-	-	-	-	-	18	
McKissic, J.D.	2	-	-	-	1	-	-	14	
Griswold, D.	2	-	-	-	-	-	-	12	
Stone, Chris	2	-	-	-	-	-	-	12	
Murray, Chris	1	-	-	-	-	-	-	6	
Stowers, S.	1	-	-	-	-	-	-	6	
Lain, Khari	1	-	-	-	-	-	-	6	
Clifton, Justin	1	-	-	-	-	-	-	6	
Moragne, Logan	1	-	-	-	-	-	-	6	
Brown, Cody	1	-	-	-	-	-	-	6	
Paschal, Dijon	1	-	-	-	-	-	-	6	
Knighten, Fredi	1	-	-	-	-	1-1	-	6	
Hayes, Rocky	-	-	-	-	-	-	-	0	
Birse, Cameron	-	-	-	-	-	0-1	-	0	
Total	43	9-11	39-41	-	1	1-2	-	326	
Opponents	38	6-9	34-36	0-1	-	0-1	-	280	

Team Statistics	ASU	OPP
FIRST DOWNS	195	178
Rushing	105	65
Passing	77	91
Penalty	13	22
RUSHING YARDAGE	2101	1315
Rushing Attempts	427	306
Average Per Rush	4.9	4.3
Average Per Game	233.4	146.1
TDs Rushing	23	15
PASSING YARDAGE	1688	2381
Comp-Att-Int	142-245-12	185-351-17
Average Per Pass	6.9	6.8
Average Per Catch	11.9	12.9
Average Per Game	187.6	264.6
TDs Passing	14	18
TOTAL OFFENSE	3789	3696
Average Per Play	5.6	5.6
Average Per Game	421.0	410.7
KICK RETURNS: #-Yards	32-787	36-690
PUNT RETURNS: #-Yards	23-252	6-48
INT RETURNS: #-Yards	17-257	12-202
FUMBLES-LOST	20-8	13-5
PENALTIES-Yards	67-633	59-509
PUNTS-AVG	49-42.9	58-42.7
TIME OF POSSESSION/G	30:39	29:21
3RD-DOWN Conversions	49/130	48/134
4TH-DOWN Conversions	6/14	3/11

Interceptions	no.	yds	avg	td	lg
Hayes, Rocky	4	-3	-0.8	0	0
Brown, Cody	3	32	10.7	1	30
Lain, Khari	1	44	44.0	1	44
Rolland-Jones	1	2	2.0	0	2
Sentimore, Bo	1	45	45.0	0	45
Hart, Jamaris	1	0	0.0	0	0
Hunter, Money	1	0	0.0	0	0
Stone, Chris	1	8	8.0	0	6
Humes, Chris	1	19	19.0	0	19
Wagner, Nehemia	1	13	13.0	0	13
Clifton, Justin	1	37	37.0	1	37
Woodson-Luster	1	60	60.0	0	60

Punting	no.	yds	avg	lg	tb	fc	i2050+	blk
Ferguson, Luke	49	210	42.9	66	5	17	21	13

Punt Returns	no.	yds	avg	td	lg
Taylor, Blaise	13	161	12.4	0	53
Murray, Chris	10	91	9.1	0	34
Total	23	252	11.0	0	53
Opponents	6	48	8.0	0	31

Kick Returns	no.	yds	avg	td	lg
McKissic, J.D.	21	588	28.0	1	92
Trosin, Tyler	5	54	10.8	0	28
Gordon, Michael	3	64	21.3	0	32
Wand, Warren	2	47	23.5	0	24
Murray, Chris	1	34	34.0	0	34
Total	32	787	24.6	1	92
Opponents	36	690	19.2	1	100

All Purpose	g	rush	rcv	pr	kr	ir	total	avg/g
McKissic, J.D.	9	86	419	0	588	0	1093	121.4
Gordon, Mich	9	758	39	0	64	0	861	95.7
Wand, Warre	9	554	93	0	47	0	694	77.1
White, Johnst	9	413	12	0	0	0	425	47.2
Knighten, Fre	6	285	0	0	0	0	285	47.5
Total	9	2101	1688	252	787	257	5085	565.0
Opponents	9	1315	2381	48	690	202	4636	515.1

Total Offense	g	plays	rush	pass	total	avg/g
Knighten, Fredi	6	228	285	839	1124	187.3
Gordon, Michael	9	120	758	0	758	84.2
Tabary, James	5	120	-92	788	696	139.2
Wand, Warren	9	81	554	0	554	61.6
White, Johnston	9	70	413	0	413	45.9

Arkansas State Overall Team Statistics (as of Nov 06, 2015)  
All games

Team Statistics	ASU	OPP
SCORING	326	280
Points Per Game	36.2	31.1
FIRST DOWNS	195	178
Rushing	105	65
Passing	77	91
Penalty	13	22
RUSHING YARDAGE	2101	1315
Yards gained rushing	2421	1570
Yards lost rushing	320	255
Rushing Attempts	427	306
Average Per Rush	4.9	4.3
Average Per Game	233.4	146.1
TDs Rushing	23	15
PASSING YARDAGE	1688	2381
Comp-Att-Int	142-245-12	185-351-17
Average Per Pass	6.9	6.8
Average Per Catch	11.9	12.9
Average Per Game	187.6	264.6
TDs Passing	14	18
TOTAL OFFENSE	3789	3696
Total Plays	672	657
Average Per Play	5.6	5.6
Average Per Game	421.0	410.7
KICK RETURNS: #-Yards	32-787	36-690
PUNT RETURNS: #-Yards	23-252	6-48
INT RETURNS: #-Yards	17-257	12-202
KICK RETURN AVERAGE	24.6	19.2
PUNT RETURN AVERAGE	11.0	8.0
INT RETURN AVERAGE	15.1	16.8
FUMBLES-LOST	20-8	13-5
PENALTIES-Yards	67-633	59-509
Average Per Game	70.3	56.6
PUNTS-Yards	49-2103	58-2477
Average Per Punt	42.9	42.7
Net punt average	39.9	37.3
KICKOFFS-Yards	60-3758	52-2839
Average Per Kick	62.6	54.6
Net kick average	41.1	33.2
TIME OF POSSESSION/Game	30:39	29:21
3RD-DOWN Conversions	49/130	48/134
3rd-Down Pct	38%	36%
4TH-DOWN Conversions	6/14	3/11
4th-Down Pct	43%	27%
SACKS BY-Yards	21-146	19-163
MISC YARDS	0	0
TOUCHDOWNS SCORED	43	38
FIELD GOALS-ATTEMPTS	9-11	6-9
ON-SIDE KICKS	0-1	1-1
RED-ZONE SCORES	(30-38) 79%	(24-27) 89%
RED-ZONE TOUCHDOWNS	(22-38) 58%	(20-27) 74%
PAT-ATTEMPTS	(39-41) 95%	(34-36) 94%
ATTENDANCE	117900	138453
Games/Avg Per Game	5/23580	4/34613
Neutral Site Games		0/0

Score by Quarters	1st	2nd	3rd	4th	OT	Total
Arkansas State	82	97	74	73	0	326
Opponents	68	94	62	56	0	280

Arkansas State Overall Individual Statistics (as of Nov 06, 2015)  
All games

Rushing	g	att	gain	loss	net	avg	td	lg	avg/g
Gordon, Michael	9	120	781	23	758	6.3	7	73	84.2
Wand, Warren	9	81	561	7	554	6.8	3	60	61.6
White, Johnston	9	70	420	7	413	5.9	11	56	45.9
Knighten, Fredi	6	92	429	144	285	3.1	1	26	47.5
Moragne, Logan	6	10	90	0	90	9.0	1	54	15.0
McKissic, J.D.	9	12	87	1	86	7.2	0	26	9.6
Williams, D.	7	6	31	0	31	5.2	0	8	4.4
Trosin, Tyler	9	4	10	6	4	1.0	0	4	0.4
Mays, Booker	9	1	4	0	4	4.0	0	4	0.4
Mack, Blake	7	1	0	0	0	0.0	0	0	0.0
Hayes, Rocky	9	1	0	0	0	0.0	0	0	0.0
Paschal, Dijon	9	1	0	9	-9	-9.0	0	0	-1.0
TEAM	8	10	0	23	-23	-2.3	0	0	-2.9
Tabary, James	5	18	8	100	-92	-5.1	0	3	-18.4
Total	9	427	2421	320	2101	4.9	23	73	233.4
Opponents	9	306	1570	255	1315	4.3	15	75	146.1

Passing	g	effic	comp	att	in	pct	yds	td	lg	avg/g
Knighten, Fredi	6	120.20	72	136	6	52.9	839	10	51	139.8
Tabary, James	5	129.80	65	102	6	63.7	788	4	49	157.6
Birse, Cameron	7	177.70	4	4	0	100.	37	0	13	5.3
Houston, Tres	9	100.53	1	3	0	33.3	24	0	24	2.7
Total	9	124.89	142	245	12	58.0	1688	14	51	187.6
Opponents	9	116.92	185	351	17	52.7	2381	18	76	264.6

Receiving	g	no.	yds	avg	td	lg	avg/g
McKissic, J.D.	9	41	419	10.2	1	49	46.6
Houston, Tres	9	20	257	12.9	6	41	28.6
Paschal, Dijon	9	18	285	15.8	1	51	31.7
Griswold, D.	9	11	161	14.6	2	40	17.9
Wand, Warren	9	9	93	10.3	0	31	10.3
Gordon, Michael	9	9	39	4.3	2	11	4.3
Trosin, Tyler	9	8	113	14.1	0	28	12.6
Mack, Blake	7	7	86	12.3	0	36	12.3
Mays, Booker	9	6	65	10.8	0	20	7.2
Leapheart, W.	9	5	77	15.4	0	20	8.6
Stowers, S.	4	3	24	8.0	1	15	6.0
White, Johnston	9	3	12	4.0	0	5	1.3
Murray, Chris	9	2	57	28.5	1	46	6.3
Total	9	142	1688	11.9	14	51	187.6
Opponents	9	185	2381	12.9	18	76	264.6

Punt Returns	no.	yds	avg	td	lg
Taylor, Blaise	13	161	12.4	0	53
Murray, Chris	10	91	9.1	0	34
Total	23	252	11.0	0	53
Opponents	6	48	8.0	0	31

Interceptions	no.	yds	avg	td	lg
Hayes, Rocky	4	-3	-0.8	0	0
Brown, Cody	3	32	10.7	1	30
Woodson-Luster	1	60	60.0	0	60
Stone, Chris	1	8	8.0	0	6
Lain, Khari	1	44	44.0	1	44
Rolland-Jones	1	2	2.0	0	2
Sentimore, Bo	1	45	45.0	0	45
Hart, Jamaris	1	0	0.0	0	0
Hunter, Money	1	0	0.0	0	0
Clifton, Justin	1	37	37.0	1	37
Wagner, Nehemia	1	13	13.0	0	13
Humes, Chris	1	19	19.0	0	19
Total	17	257	15.1	3	60
Opponents	12	202	16.8	3	36

Kick Returns	no.	yds	avg	td	lg
McKissic, J.D.	21	588	28.0	1	92
Trosin, Tyler	5	54	10.8	0	28
Gordon, Michael	3	64	21.3	0	32
Wand, Warren	2	47	23.5	0	24
Murray, Chris	1	34	34.0	0	34
Total	32	787	24.6	1	92
Opponents	36	690	19.2	1	100

Fumble Returns	no.	yds	avg	td	lg
Stone, Chris	2	41	20.5	2	22
Total	2	41	20.5	2	22
Opponents	2	52	26.0	1	46

Arkansas State Overall Individual Statistics (as of Nov 06, 2015)  
All games

Scoring	td	fg	PAT			dx	saf	pts
			kick	rush	rcv pass			
White, Johnston	11	-	-	-	-	-	-	66
Gordon, Michael	9	-	-	-	-	-	-	54
Houston, J.D.	-	8-8	20-21	-	-	-	-	44
Houston, Tres	6	-	-	-	-	-	-	36
White, Drew	-	1-3	19-20	-	-	-	-	22
Wand, Warren	3	-	-	-	-	-	-	18
McKissic, J.D.	2	-	-	-	1	-	-	14
Griswold, D.	2	-	-	-	-	-	-	12
Stone, Chris	2	-	-	-	-	-	-	12
Clifton, Justin	1	-	-	-	-	-	-	6
Knighten, Fredi	1	-	-	-	-	1-1	-	6
Brown, Cody	1	-	-	-	-	-	-	6
Moragne, Logan	1	-	-	-	-	-	-	6
Lain, Khari	1	-	-	-	-	-	-	6
Stowers, S.	1	-	-	-	-	-	-	6
Paschal, Dijon	1	-	-	-	-	-	-	6
Murray, Chris	1	-	-	-	-	-	-	6
Birse, Cameron	-	-	-	-	-	0-1	-	0
Hayes, Rocky	-	-	-	-	-	-	-	0
Total	43	9-11	39-41	-	1	1-2	-	326
Opponents	38	6-9	34-36	0-1	-	0-1	-	280

Total Offense	g	plays	rush	pass	total	avg/g
Knighten, Fredi	6	228	285	839	1124	187.3
Gordon, Michael	9	120	758	0	758	84.2
Tabary, James	5	120	-92	788	696	139.2
Wand, Warren	9	81	554	0	554	61.6
White, Johnston	9	70	413	0	413	45.9
Moragne, Logan	6	10	90	0	90	15.0
McKissic, J.D.	9	12	86	0	86	9.6
Birse, Cameron	7	4	0	37	37	5.3
Williams, D.	7	6	31	0	31	4.4
Houston, Tres	9	3	0	24	24	2.7
Trosin, Tyler	9	4	4	0	4	0.4
Mays, Booker	9	1	4	0	4	0.4
Paschal, Dijon	9	1	-9	0	-9	-1.0
TEAM	8	10	-23	0	-23	-2.9
Total	9	672	2101	1688	3789	421.0
Opponents	9	657	1315	2381	3696	410.7

Field Goals	fg	pct.	01-19	20-29	30-39	40-49	50-99	lg	blk
Houston, J.D.	8-8	100.	0-0	5-5	2-2	1-1	0-0	42	0
White, Drew	1-3	33.3	0-0	0-2	0-0	1-1	0-0	40	0

FG Sequence	Arkansas State	Opponents
USC	-	-
Missouri	(20),(40)	(30),(41)
Missouri State	-	39
Toledo	20	(31),(23),(44)
IDAHO	-	-
South Alabama	(23),(33)	(37)
Louisiana	23,(42)	41
Georgia State	-	38
Appalachian State	(25),(32),(26),(23)	-

Punting	no.	yds	avg	lg	tb	fc	i2050+	blk	
Ferguson, Luke	49	2104	2.9	66	5	17	21	13	0
Total	49	2104	2.9	66	5	17	21	13	0
Opponents	58	2474	2.7	65	3	14	17	16	0

Kickoffs	no.	yds	avg	tb	ob	retn	net ydIn	
Ferguson, Luke	60	3756	2.6	24	0			
Total	60	3756	2.6	24	0	19.2	41.1	23
Opponents	52	2835	4.6	13	4	24.6	33.2	31

Numbers in (parentheses) indicate field goal was made.

Arkansas State Overall Individual Statistics (as of Nov 06, 2015)  
All games

All Purpose	g	rush	rcv	pr	kr	ir	total	avg/g
McKissic, J.D	9	86	419	0	588	0	1093	121.4
Gordon, Mich	9	758	39	0	64	0	861	95.7
Wand, Warre	9	554	93	0	47	0	694	77.1
White, Johnst	9	413	12	0	0	0	425	47.2
Knighten, Fre	6	285	0	0	0	0	285	47.5
Paschal, Dijo	9	-9	285	0	0	0	276	30.7
Houston, Tre	9	0	257	0	0	0	257	28.6
Murray, Chris	9	0	57	91	34	0	182	20.2
Trosin, Tyler	9	4	113	0	54	0	171	19.0
Griswold, D.	9	0	161	0	0	0	161	17.9
Taylor, Blaise	7	0	0	161	0	0	161	23.0
Moragne, Log	6	90	0	0	0	0	90	15.0
Mack, Blake	7	0	86	0	0	0	86	12.3
Leapheart, W	9	0	77	0	0	0	77	8.6
Mays, Booker	9	4	65	0	0	0	69	7.7
Woodson-Lu	6	0	0	0	0	60	60	10.0
Sentimore, B	2	0	0	0	0	45	45	22.5
Lain, Khari	9	0	0	0	0	44	44	4.9
Clifton, Justin	9	0	0	0	0	37	37	4.1
Brown, Cody	9	0	0	0	0	32	32	3.6
Williams, D.	7	31	0	0	0	0	31	4.4
Stowers, S.	4	0	24	0	0	0	24	6.0
Humes, Chris	9	0	0	0	0	19	19	2.1
Wagner, Neh	9	0	0	0	0	13	13	1.4
Stone, Chris	9	0	0	0	0	8	8	0.9
Rolland-Jone	9	0	0	0	0	2	2	0.2
Hayes, Rocky	9	0	0	0	0	-3	-3	-0.3
TEAM	8	-23	0	0	0	0	-23	-2.9
Tabary, Jame	5	-92	0	0	0	0	-92	-18.4
Total	9	2101	1688	252	787	257	5085	565.0
Opponents	9	1315	2381	48	690	202	4636	515.1

Arkansas State Overall Defensive Statistics (as of Nov 06, 2015)  
All games

#	Defensive Leaders	gp	Tackles				tfl/yds	Sacks	Pass defense			Fumbles		blkd	
			ua	a	tot	no-yds		int-yds	brup	qbh	rcv-yds	ff	kick	saf	
9B	Lain, Khari	9	37	20	57	5.5-14	2.0-9	1-44	2	1	1-0	.	.	.	
55	Woodson-Luster	6	25	19	44	2.0-16	1.0-15	1-60	2	4	.	1	.	.	
21	Brown, Cody	9	25	17	42	1.0-1	.	3-32	8	.	.	.	.	.	
3	Hayes, Rocky	9	21	18	39	1.0-1	.	4--3	4	1	.	.	.	.	
13	Girley, C.	9	20	18	38	2.5-3	0.5-1	.	.	1	1-0	.	.	.	
29	Humes, Chris	9	22	15	37	0.5-1	.	1-19	6	.	.	.	.	.	
11	Rolland-Jones	9	15	12	27	9.0-53	6.0-45	1-2	.	5	.	3	.	.	
27	Hunter, Money	9	17	9	26	1.0-3	.	1-0	3	1	.	1	.	.	
42	Stone, Chris	9	13	13	26	5.0-22	1.5-13	1-8	1	13	3-41	.	.	.	
94	Roberson, W.	9	8	15	23	2.0-2	.	.	.	2	.	1	1	.	
52	Heath, Q.	9	11	12	23	1.0-3	0.5-2	.	.	1	.	.	.	.	
1B	Clifton, Justin	9	17	5	22	5.0-25	2.0-7	1-37	.	4	.	1	.	.	
22	Hart, Jamaris	9	16	4	20	1.5-13	1.5-13	1-0	6	.	.	.	.	.	
50	Copeland, A.	7	10	5	15	1.0-2	.	.	.	.	.	.	.	.	
47	Mondie, Robert	8	7	7	14	2.0-7	.	.	.	.	.	.	.	.	
1	Taylor, Blaise	7	9	5	14	1.0-1	.	.	6	.	.	.	.	.	
32	Chambers, T.	2	6	4	10	2.5-17	2.5-17	.	.	.	.	.	.	.	
20	Sentimore, Bo	2	6	4	10	.	.	1-45	.	.	.	.	.	.	
85	Robison, Chase	9	7	2	9	5.0-17	1.0-7	.	.	4	.	.	.	.	
57	Swalley, Jake	9	3	5	8	2.5-10	1.5-9	.	.	.	.	.	.	.	
2	Wagner, Nehemia	9	5	2	7	.	.	1-13	1	.	.	.	.	.	
91	Ransom, Donovan	6	4	3	7	.	.	.	.	.	.	.	.	.	
28	Byner, Brandon	6	6	1	7	.	.	.	.	.	.	.	.	.	
31	Chandler, J.	8	6	.	6	1.0-5	.	.	.	.	.	.	.	.	
54	Caston, Caleb	9	4	2	6	1.0-1	.	.	1	2	.	.	.	.	
92	Rosser, Darrius	7	4	1	5	3.0-16	1.0-8	.	1	3	.	.	.	.	
43	Velgis, Raziel	4	4	.	4	.	.	.	.	.	.	.	.	.	
33	Riggs, Griffin	9	1	3	4	.	.	.	.	.	.	.	.	.	
10	Birse, Cameron	7	3	.	3	.	.	.	.	.	.	.	.	.	
4	Hollingsworth	5	3	.	3	.	.	.	.	.	.	.	.	.	
97	Ota, Chuks	8	3	.	3	.	.	.	.	.	.	.	.	.	
15	Houston, Tres	9	3	.	3	.	.	.	.	.	.	.	.	.	
53	Gallagher, Ben	7	2	.	2	.	.	.	.	.	.	.	.	.	
93	Odom, Chris	8	.	2	2	.	.	.	.	.	.	.	2	.	
90	Hudson, Marcus	6	1	1	2	.	.	.	.	.	.	.	.	.	
TM	TEAM	8	1	1	2	.	.	.	.	.	.	.	.	.	
98	Thomas, C.	4	2	.	2	.	.	.	1	.	.	.	.	.	
59	Swanson, Paul	2	2	.	2	.	.	.	.	.	.	.	.	.	
82	Leapheart, W.	9	1	1	2	.	.	.	.	.	.	.	.	.	
18	Mays, Booker	9	2	.	2	.	.	.	.	.	.	.	.	.	
12	Grant, Charles	3	1	1	2	.	.	.	.	.	.	.	.	.	
5B	Ferguson, Luke	9	2	.	2	.	.	.	.	.	.	.	.	.	
16	Trosin, Tyler	9	1	1	2	.	.	.	.	.	.	.	.	.	
6B	Turner, T.	1	.	1	1	.	.	.	.	.	.	.	.	.	
45	Eustace, Ryan	9	1	.	1	.	.	.	.	.	.	.	.	.	
74	Mondie, Devin	7	1	.	1	.	.	.	.	.	.	.	.	.	
76	Moreton, Austin	9	1	.	1	.	.	.	.	.	.	.	.	.	
84	Paschal, Dijon	9	1	.	1	.	.	.	.	.	.	.	.	.	
9	Knighten, Fredi	6	.	1	1	.	.	.	.	.	.	.	.	.	
23	McKissic, J.D.	9	.	1	1	.	.	.	.	.	.	.	.	.	
	Total	9	360	231	591	56-233	21-146	17-257	42	42	5-41	7	3	.	
	Opponents	9	449	210	659	58-258	19-163	12-202	27	19	8-52	10	.	.	

Arkansas State Passing Game-by-Game (as of Nov 06, 2015)  
All games

#9 Knighten, Fredi	Comp	Att	Int	Pct	Yards	TD	Long	Sacked	Effic
USC	8	23	2	34.8	86	0	41	1-6	48.80
Missouri	11	23	1	47.8	97	2	19	1-9	103.25
South Alabama	10	17	0	58.8	119	2	38	3-24	156.45
Louisiana	8	19	1	42.1	105	2	46	1-7	112.74
Georgia State	21	29	2	72.4	224	3	35	2-23	157.64
Appalachian State	14	25	0	56.0	208	1	51	1-18	139.09
TOTALS	72	136	6	52.9	839	10	51	9-87	120.20

#3C Tabary, James	Comp	Att	Int	Pct	Yards	TD	Long	Sacked	Effic
USC	7	11	0	63.6	95	0	40	0-0	136.18
Missouri	3	7	2	42.9	27	0	23	1-8	18.11
Missouri State	21	24	0	87.5	255	3	49	1-9	218.00
Toledo	18	35	3	51.4	223	0	36	6-42	87.81
IDAHO	16	25	1	64.0	188	1	23	2-17	132.37
TOTALS	65	102	6	63.7	788	4	49	10-76	129.80

#10 Birse, Cameron	Comp	Att	Int	Pct	Yards	TD	Long	Sacked	Effic
USC	2	2	0	100.0	12	0	10	0-0	150.40
Missouri State	2	2	0	100.0	25	0	13	0-0	205.00
TOTALS	4	4	0	100.0	37	0	13	0-0	177.70

#15 Houston, Tres	Comp	Att	Int	Pct	Yards	TD	Long	Sacked	Effic
USC	0	1	0	0.0	0	0	0	0-0	0.00
South Alabama	0	1	0	0.0	0	0	0	0-0	0.00
Louisiana	1	1	0	100.0	24	0	24	0-0	301.60
TOTALS	1	3	0	33.3	24	0	24	0-0	100.53

Arkansas State Rushing/Receiving Game-by-Game (as of Nov 06, 2015)  
All games

RUSHING	No-Yds/TD	USC	MIZ	MSU	TOLED	IDAHO	USA	UL	GSU	APP
Gordon, Michael RB	120-758/7	11-53/1	17-67/0	9-92/1	7-22/0	25-221/	6-35/0	14-73/1	14-59/0	17-136/
Wand, Warren RB	81-554/3	10-52/0	4-18/0	11-62/1	4-8/0	7-70/1	14-85/0	9-98/0	11-119/	11-42/0
White, Johnston RB	70-413/11	6-30/0	6-21/0	11-85/3	3-12/0	12-56/2	9-46/2	10-62/1	4-37/2	9-64/1
Knighten, Fredi QB	92-285/1	14-58/0	11--8/0	DNP	DNP	DNP	20-40/0	14-72/0	19-54/1	14-69/0
Moragne, Logan RB	10-90/1	4-9/0	DNP	6-81/1	-	DNP	DNP	-	-	-
McKissic, J.D. WR	12-86/0	1-2/0	4-11/0	-	-	1-9/0	1-23/0	2-11/0	3-30/0	-
Williams, D. RB	6-31/0	DNP	DNP	6-31/0	-	-	-	-	-	-
Trosin, Tyler WR	4-4/0	2--3/0	-	1-3/0	-	1-4/0	-	-	-	-
Mays, Booker WR	1-4/0	1-4/0	-	-	-	-	-	-	-	-
Mack, Blake WR	1-0/0	-	-	-	1-0/0	-	-	-	DNP	DNP
Hayes, Rocky	1-0/0	-	-	-	-	-	1-0/0	-	-	-
Paschal, Dijon WR	1--9/0	-	1--9/0	-	-	-	-	-	-	-
TEAM	10--23/0	-	DNP	1--1/0	1--2/0	1--2/0	2--3/0	3--10/0	1--3/0	1--2/0
Tabary, James QB	18--92/0	1-3/0	2--7/0	1--9/0	8--54/0	6--25/0	DNP	DNP	DNP	DNP

RECEIVING	No-Yds/TD	USC	MIZ	MSU	TOLED	IDAHO	USA	UL	GSU	APP
McKissic, J.D. WR	41-419/1	5-36/0	8-82/0	4-85/1	6-41/0	4-40/0	2-27/0	2--1/0	7-82/0	3-27/0
Paschal, Dijon WR	18-285/1	3-15/0	-	1-12/0	1-31/0	5-55/0	-	-	4-55/1	4-117/0
Houston, Tres WR	20-257/6	2-54/0	3-23/2	1-12/0	-	3-44/1	3-59/1	1-12/0	3-20/1	4-33/1
Griswold, D. TE	11-161/2	2-46/0	-	3-39/1	-	1-23/0	1-9/0	2-13/1	1-16/0	1-15/0
Trosin, Tyler WR	8-113/0	-	1-19/0	1-6/0	3-25/0	-	-	2-35/0	1-28/0	-
Wand, Warren RB	9-93/0	1-10/0	1-3/0	2-14/0	2-35/0	-	2-7/0	1-24/0	-	-
Mack, Blake WR	7-86/0	1-3/0	-	2-19/0	3-54/0	1-10/0	-	-	DNP	DNP
Leapheart, W. TE	5-77/0	-	-	2-38/0	2-32/0	-	-	-	-	1-7/0
Mays, Booker WR	6-65/0	1-13/0	-	1-20/0	-	2-16/0	1-8/0	-	1-8/0	-
Murray, Chris WR	2-57/1	-	-	-	-	-	-	1-46/1	1-11/0	-
Gordon, Michael RB	9-39/2	1-11/0	1--3/0	1-4/0	1-5/0	-	1-9/1	-	3-4/1	1-9/0
Stowers, S. WR	3-24/1	-	DNP	3-24/1	DNP	-	DNP	-	DNP	DNP
White, Johnston RB	3-12/0	1-5/0	-	2-7/0	-	-	-	-	-	-

Arkansas State Return Stats Game-by-Game (as of Nov 06, 2015)  
All games

PUNT RETURNS	No-Yds	USC	MIZ	MSU	TOLED	IDAHO	USA	UL	GSU	APP
Taylor, Blaise	13-161	1-6	DNP	DNP	-	2-19	4-35	1-12	2-60	3-29
Murray, Chris	10-91	1-0	2-2	2-63	3-13	2-13	-	-	-	-

KICK RETURNS	No-Yds	USC	MIZ	MSU	TOLED	IDAHO	USA	UL	GSU	APP
McKissic, J.D.	21-588	4-90	3-105	-	7-211	-	-	4-111	3-71	-
Gordon, Michael	3-64	2-32	-	-	-	-	1-32	-	-	-
Trosin, Tyler	5-54	-	-	1-16	1-5	1-5	1-0	-	1-28	-
Wand, Warren	2-47	-	-	-	-	-	2-47	-	-	-
Murray, Chris	1-34	-	-	-	-	-	-	-	-	1-34

INT. RETURNS	No-Yds	USC	MIZ	MSU	TOLED	IDAHO	USA	UL	GSU	APP
Hayes, Rocky	4--3	-	1-0	-	-	2-0	-	-	-	1--3
Brown, Cody	3-32	-	-	-	-	1-2	1-0	1-30	-	-
Sentimore, Bo	1-45	-	1-45	DNP	DNP	DNP	DNP	DNP	DNP	DNP
Lain, Khari	1-44	-	-	1-44	-	-	-	-	-	-
Clifton, Justin	1-37	-	-	-	-	-	1-37	-	-	-
Wagner, Nehemia	1-13	-	-	-	-	-	-	-	1-13	-
Hunter, Money	1-0	-	-	-	-	-	-	1-0	-	-
Rolland-Jones	1-2	-	-	-	1-2	-	-	-	-	-
Hart, Jamaris	1-0	-	-	1-0	-	-	-	-	-	-
Stone, Chris	1-8	-	-	1-8	-	-	-	-	-	-
Humes, Chris	1-19	-	1-19	-	-	-	-	-	-	-
Woodson-Luster	1-60	DNP	DNP	DNP	-	-	1-60	-	-	-

FUMBLE RETURNS	No-Yds	USC	MIZ	MSU	TOLED	IDAHO	USA	UL	GSU	APP
Stone, Chris	2-41	-	-	-	-	-	-	-	1-22	1-19

Arkansas State All-Purpose Yards Game-by-Game (as of Nov 06, 2015)  
All games

ALL-PURPOSE YARDS	Total	USC	MIZ	MSU	TOLED	IDAHO	USA	UL	GSU	APP
McKissic, J.D.	1093	128	198	85	252	49	50	121	183	27
Gordon, Michael	861	96	64	96	27	221	76	73	63	145
Wand, Warren	694	62	21	76	43	70	139	122	119	42
White, Johnston	425	35	21	92	12	56	46	62	37	64
Knighten, Fredi	285	58	-8	DNP	DNP	DNP	40	72	54	69
Paschal, Dijon	276	15	-9	12	31	55	-	-	55	117
Houston, Tres	257	54	23	12	-	44	59	12	20	33
Murray, Chris	182	-	2	63	13	13	-	46	11	34
Trosin, Tyler	171	-3	19	25	30	9	-	35	56	-
Griswold, D.	161	46	-	39	-	23	9	13	16	15
Taylor, Blaise	161	6	DNP	DNP	-	19	35	12	60	29
Moragne, Logan	90	9	DNP	81	-	DNP	DNP	-	-	-
Mack, Blake	86	3	-	19	54	10	-	-	DNP	DNP
Leapheart, W.	77	-	-	38	32	-	-	-	-	7
Mays, Booker	69	17	-	20	-	16	8	-	8	-
Woodson-Luster	60	DNP	DNP	DNP	-	-	60	-	-	-
Sentimore, Bo	45	-	45	DNP	DNP	DNP	DNP	DNP	DNP	DNP
Lain, Khari	44	-	-	44	-	-	-	-	-	-
Clifton, Justin	37	-	-	-	-	-	37	-	-	-
Brown, Cody	32	-	-	-	-	2	-	30	-	-
Williams, D.	31	DNP	DNP	31	-	-	-	-	-	-
Stowers, S.	24	-	DNP	24	DNP	-	DNP	-	DNP	DNP
Humes, Chris	19	-	19	-	-	-	-	-	-	-
Wagner, Nehemia	13	-	-	-	-	-	-	-	13	-
Stone, Chris	8	-	-	8	-	-	-	-	-	-
Rolland-Jones	2	-	-	-	2	-	-	-	-	-
Hayes, Rocky	-3	-	-	-	-	-	-	-	-	-3
TEAM	-23	-	-	-1	-2	-2	-3	-10	-3	-2
Tabary, James	-92	3	-7	-9	-54	-25	DNP	DNP	DNP	DNP





Arkansas State Tackle For Loss Game-by-Game (as of Nov 06, 2015)  
All games

TACKLES FOR LOSS	UA-A	Total	USC	MIZ	MSU	TOLED	IDAHO	USA	UL	GSU	APP
Rolland-Jones DE	7-4	9.0	1.0-9	1.0-9	1.0-6	-	2.5-8	1.5-9	-	2.0-12	-
Lain, Khari LB	4-3	5.5	-	2.0-3	-	-	-	1.0-1	-	2.0-9	0.5-1
Stone, Chris DE	4-2	5.0	-	1.5-3	-	1.0-4	-	2.5-15	-	-	-
Robison, Chase DE	5-0	5.0	-	1.0-1	-	1.0-1	-	-	1.0-5	1.0-7	1.0-3
Clifton, Justin DB	5-0	5.0	1.0-3	-	-	1.0-8	1.0-5	1.0-2	1.0-7	-	-
Rosser, Darrius DE	3-0	3.0	1.0-8	-	DNP	-	1.0-2	1.0-6	DNP	-	-
Swalley, Jake DL	2-1	2.5	-	-	1.0-1	-	-	1.5-9	-	-	-
Chambers, T. LB	2-1	2.5	2.5-17	-	DNP	DNP	DNP	DNP	DNP	DNP	DNP
Girley, C. DB	2-1	2.5	0.5-1	-	-	-	-	-	1.0-1	1.0-1	-
Woodson-Luster LB	2-0	2.0	DNP	DNP	DNP	-	-	-	1.0-1	-	1.0-15
Roberson, W. DL	1-2	2.0	-	-	0.5-1	-	-	0.5-0	-	-	1.0-1
Mondie, Robert DL	2-0	2.0	-	2.0-7	-	-	DNP	-	-	-	-
Hart, Jamaris DB	1-1	1.5	-	-	0.5-5	-	-	1.0-8	-	-	-
Hunter, Money DB	1-0	1.0	-	-	-	-	-	1.0-3	-	-	-
Brown, Cody DB	1-0	1.0	-	-	-	-	1.0-1	-	-	-	-
Chandler, J. LB	1-0	1.0	-	-	1.0-5	-	DNP	-	-	-	-
Copeland, A. LB	1-0	1.0	-	DNP	1.0-2	-	-	-	-	-	DNP
Heath, Q. LB	0-2	1.0	-	0.5-1	-	-	0.5-2	-	-	-	-
Hayes, Rocky DB	0-2	1.0	-	-	0.5-1	-	-	-	-	-	0.5-0
Taylor, Blaise DB	1-0	1.0	-	DNP	DNP	-	-	1.0-1	-	-	-
Caston, Caleb DE	1-0	1.0	-	-	1.0-1	-	-	-	-	-	-
Humes, Chris DB	0-1	0.5	-	-	0.5-1	-	-	-	-	-	-

Arkansas State Sacks Game-by-Game (as of Nov 06, 2015)  
All games

SACKS	UA-A	Total	USC	MIZ	MSU	TOLED	IDAHO	USA	UL	GSU	APP
Rolland-Jones DE	5-2	6.0	1.0-9	1.0-9	0.5-5	-	0.5-2	1.0-8	-	2.0-12	-
Chambers, T. LB	2-1	2.5	2.5-17	-	DNP	DNP	DNP	DNP	DNP	DNP	DNP
Clifton, Justin DB	2-0	2.0	-	-	-	-	1.0-5	1.0-2	-	-	-
Lain, Khari LB	2-0	2.0	-	-	-	-	-	-	-	2.0-9	-
Hart, Jamaris DB	1-1	1.5	-	-	0.5-5	-	-	1.0-8	-	-	-
Stone, Chris DE	1-1	1.5	-	-	-	-	-	1.5-13	-	-	-
Swalley, Jake DL	1-1	1.5	-	-	-	-	-	1.5-9	-	-	-
Rosser, Darrius DE	1-0	1.0	1.0-8	-	DNP	-	-	-	DNP	-	-
Woodson-Luster LB	1-0	1.0	DNP	DNP	DNP	-	-	-	-	-	1.0-15
Robison, Chase DE	1-0	1.0	-	-	-	-	-	-	-	1.0-7	-
Girley, C. DB	0-1	0.5	0.5-1	-	-	-	-	-	-	-	-
Heath, Q. LB	0-1	0.5	-	-	-	-	0.5-2	-	-	-	-

Arkansas State Game Superlatives (as of Nov 06, 2015)  
All games

INDIVIDUAL GAME HIGHS

Rushes	25	Gordon, Michael vs IDAHO (Oct 03, 2015)
Yards Rushing	221	Gordon, Michael vs IDAHO (Oct 03, 2015)
TD Rushes	3	White, Johnston vs Missouri State (Sep 19, 2015)
	3	Gordon, Michael vs IDAHO (Oct 03, 2015)
Long Rush	73	Gordon, Michael at Appalachian State (Nov 05, 2015)
Pass attempts	35	Tabary, James at Toledo (09/26/15)
Pass completions	21	Tabary, James vs Missouri State (Sep 19, 2015)
	21	Knighten, Fredi vs Georgia State (Oct 31, 2015)
Yards Passing	255	Tabary, James vs Missouri State (Sep 19, 2015)
TD Passes	3	Tabary, James vs Missouri State (Sep 19, 2015)
	3	Knighten, Fredi vs Georgia State (Oct 31, 2015)
Long Pass	51	Knighten, Fredi at Appalachian State (Nov 05, 2015)
Receptions	8	McKissic, J.D. vs Missouri (Sep 12, 2015)
Yards Receiving	117	Paschal, Dijon at Appalachian State (Nov 05, 2015)
TD Receptions	2	Houston, Tres vs Missouri (Sep 12, 2015)
Long Reception	51	Paschal, Dijon at Appalachian State (Nov 05, 2015)
Field Goals	4	Houston, J.D. at Appalachian State (Nov 05, 2015)
Long Field Goal	42	Houston, J.D. vs Louisiana (Oct 20, 2015)
Punts	8	Ferguson, Luke vs Missouri (Sep 12, 2015)
Punting Avg	49.0	Ferguson, Luke vs IDAHO (Oct 03, 2015)
Long Punt	66	Ferguson, Luke vs Louisiana (Oct 20, 2015)
Punts inside 20	4	Ferguson, Luke vs Missouri (Sep 12, 2015)
	4	Ferguson, Luke vs Louisiana (Oct 20, 2015)
Long Punt Return	53	Taylor, Blaise vs Georgia State (Oct 31, 2015)
Long Kickoff Return	92	McKissic, J.D. at Toledo (09/26/15)
Tackles	13	Woodson-Luster at South Alabama (Oct 13, 2015)
Sacks	2.5	Chambers, T. at USC (Sep 05, 2015)
Tackles For Loss	2.5	Chambers, T. at USC (Sep 05, 2015)
	2.5	Rolland-Jones vs IDAHO (Oct 03, 2015)
	2.5	Stone, Chris at South Alabama (Oct 13, 2015)
Interceptions	2	Hayes, Rocky vs IDAHO (Oct 03, 2015)

Arkansas State Game Superlatives (as of Nov 06, 2015)  
All games

TEAM GAME HIGHS

Rushes	53	vs IDAHO (Oct 03, 2015)
	53	at South Alabama (Oct 13, 2015)
Yards Rushing	344	vs Missouri State (Sep 19, 2015)
Yards Per Rush	7.5	vs Missouri State (Sep 19, 2015)
TD Rushes	6	vs Missouri State (Sep 19, 2015)
	6	vs IDAHO (Oct 03, 2015)
Pass attempts	37	at USC (Sep 05, 2015)
Pass completions	23	vs Missouri State (Sep 19, 2015)
Yards Passing	280	vs Missouri State (Sep 19, 2015)
Yards Per Pass	10.8	vs Missouri State (Sep 19, 2015)
TD Passes	3	vs Missouri State (Sep 19, 2015)
	3	vs Georgia State (Oct 31, 2015)
Total Plays	87	at USC (Sep 05, 2015)
Total Offense	624	vs Missouri State (Sep 19, 2015)
Yards Per Play	8.7	vs Missouri State (Sep 19, 2015)
Points	70	vs Missouri State (Sep 19, 2015)
Sacks By	6	at South Alabama (Oct 13, 2015)
First Downs	29	vs IDAHO (Oct 03, 2015)
Penalties	15	vs IDAHO (Oct 03, 2015)
Penalty Yards	157	vs IDAHO (Oct 03, 2015)
Turnovers	5	at Toledo (09/26/15)
Interceptions By	3	vs Missouri (Sep 12, 2015)
	3	vs Missouri State (Sep 19, 2015)
	3	vs IDAHO (Oct 03, 2015)
	3	at South Alabama (Oct 13, 2015)
Punts	8	vs Missouri (Sep 12, 2015)
Punting Avg	49.0	vs IDAHO (Oct 03, 2015)
Long Punt	66	vs Louisiana (Oct 20, 2015)
Punts inside 20	4	vs Missouri (Sep 12, 2015)
	4	vs Louisiana (Oct 20, 2015)
Long Punt Return	53	vs Georgia State (Oct 31, 2015)

Arkansas State Game Superlatives (as of Nov 06, 2015)  
All games

OPPONENT INDIVIDUAL GAME HIGHS

Rushes	19	Nixon, Jalen, vs Louisiana (Oct 20, 2015)
Yards Rushing	201	Nixon, Jalen, vs Louisiana (Oct 20, 2015)
TD Rushes	3	Luton, Jake, vs IDAHO (Oct 03, 2015)
Long Rush	75	Nixon, Jalen, vs Louisiana (Oct 20, 2015)
Pass attempts	52	ELY, Phillip, at Toledo (09/26/15)
Pass completions	25	ELY, Phillip, at Toledo (09/26/15)
Yards Passing	390	Arbuckle, Nick, vs Georgia State (Oct 31, 2015)
TD Passes	4	Kessler, Cody, at USC (Sep 05, 2015)
	4	Lamb, Taylor, at Appalachian State (Nov 05, 2015)
Long Pass	76	Cody Clements, at South Alabama (Oct 13, 2015)
Receptions	10	McGuire, Elijah, vs Louisiana (Oct 20, 2015)
Yards Receiving	134	McGuire, Elijah, vs Louisiana (Oct 20, 2015)
TD Receptions	2	Rucker, Keith, vs Georgia State (Oct 31, 2015)
Long Reception	76	Josh Magee, at South Alabama (Oct 13, 2015)
Field Goals	3	VEST, Jameson, at Toledo (09/26/15)
Long Field Goal	44	VEST, Jameson, at Toledo (09/26/15)
Punts	10	Chris Sullens, vs Missouri State (Sep 19, 2015)
Punting Avg	51.2	Coutts, Steven, vs Louisiana (Oct 20, 2015)
Long Punt	65	Rehkov, Austin, vs IDAHO (Oct 03, 2015)
Punts inside 20	3	Albarado, Kris, at USC (Sep 05, 2015)
	3	ELLIS, Nick, at Toledo (09/26/15)
	3	Rehkov, Austin, vs IDAHO (Oct 03, 2015)
Long Punt Return	31	Jackson, Adoree, at USC (Sep 05, 2015)
Long Kickoff Return	100	Greene, Marquan, vs Georgia State (Oct 31, 2015)
Tackles	16	Brothers, K., vs Missouri (Sep 12, 2015)
Sacks	3.0	JONES, Orion, at Toledo (09/26/15)
Tackles For Loss	4.5	Harris, Charles, vs Missouri (Sep 12, 2015)
Interceptions	2	Brothers, K., vs Missouri (Sep 12, 2015)

Arkansas State Game Superlatives (as of Nov 06, 2015)  
All games

OPPONENT TEAM GAME HIGHS

Rushes	46	at Toledo (09/26/15)
Yards Rushing	232	vs Louisiana (Oct 20, 2015)
Yards Per Rush	6.8	vs Louisiana (Oct 20, 2015)
TD Rushes	4	vs IDAHO (Oct 03, 2015)
Pass attempts	52	at Toledo (09/26/15)
Pass completions	25	at Toledo (09/26/15)
Yards Passing	390	vs Georgia State (Oct 31, 2015)
Yards Per Pass	10.1	at USC (Sep 05, 2015)
TD Passes	4	at USC (Sep 05, 2015)
	4	at Appalachian State (Nov 05, 2015)
Total Plays	98	at Toledo (09/26/15)
Total Offense	509	at USC (Sep 05, 2015)
Yards Per Play	8.0	at USC (Sep 05, 2015)
Points	55	at USC (Sep 05, 2015)
Sacks By	6	at Toledo (09/26/15)
First Downs	29	at Toledo (09/26/15)
Penalties	11	vs IDAHO (Oct 03, 2015)
Penalty Yards	93	vs IDAHO (Oct 03, 2015)
Turnovers	5	at South Alabama (Oct 13, 2015)
Interceptions By	3	vs Missouri (Sep 12, 2015)
	3	at Toledo (09/26/15)
Punts	10	vs Missouri State (Sep 19, 2015)
Punting Avg	51.2	vs Louisiana (Oct 20, 2015)
Long Punt	65	vs IDAHO (Oct 03, 2015)
Punts inside 20	3	at USC (Sep 05, 2015)
	3	at Toledo (09/26/15)
	3	vs IDAHO (Oct 03, 2015)
Long Punt Return	31	at USC (Sep 05, 2015)

NCAA Statistics

Arkansas St. - 2015-16 Football Ranking Summary thru games 11/07/2015

Statistic	National Rank	Conference Rank	Value	National Leader	Value	Conference Leader	Value
3rd Down Conversion Pct (127 ranked)	84	6	0.377	Texas Tech	0.532	Ga. Southern	0.407
3rd Down Conversion Pct Defense (127 ranked)	45	4	0.358	Clemson	0.208	Troy	0.321
4th Down Conversion Pct (126 ranked)	93	8	0.429	Oklahoma St. LSU	1.000	Texas St.	0.667
4th Down Conversion Pct Defense (127 ranked)	10	3	0.273	North Carolina St. Penn St.	0.167 0.167	South Ala.	0.222
Blocked Kicks (62 ranked)	9	1	3	Temple Illinois	5 5	4 teams tied	3
Blocked Kicks Allowed (126 ranked)	1	1	0	41 teams tied	0	4 teams tied	0
Blocked Punts (20 ranked)				Temple	4	Ga. Southern	3
Blocked Punts Allowed (126 ranked)	1	1	0	76 teams tied	0	6 teams tied	0
Completion Percentage (127 ranked)	78	6	0.580	Western Ky.	0.732	Idaho	0.629
Defensive TDs (28 ranked)	2	1	5	Buffalo	6	Arkansas St.	5
Fewest Penalties (127 ranked)	99	10	67	Navy	29	Ga. Southern	39
Fewest Penalties Per Game (127 ranked)	100	10	7.44	Georgia Tech	3.56	Idaho	4.67
Fewest Penalty Yards (127 ranked)	108	11	633	Navy	257	Ga. Southern	384
Fewest Penalty Yards Per Game (127 ranked)	110	11	70.33	San Jose St.	30.00	Idaho	46.11
First Downs Defense (127 ranked)	56	5	178	Clemson	118	Ga. Southern	145
First Downs Offense (127 ranked)	57	2	195	Texas Tech	286	Idaho	210
Fumbles Lost (127 ranked)	88	9	8	14 teams tied	2	New Mexico St.	4
Fumbles Recovered (126 ranked)	74	6	5	Navy	12	Idaho	10
Kickoff Return Defense (127 ranked)	32	5	19.17	Ga. Southern	14.08	Ga. Southern	14.08
Kickoff Returns (127 ranked)	24	2	23.85	Tennessee	38.80	Ga. Southern	23.96
Net Punting (127 ranked)	23	4	39.90	Colorado St.	43.26	La.-Lafayette	40.51
Passes Had Intercepted (127 ranked)	107	9	12	Mississippi St. LSU Navy	1 1 1	Texas St. Appalachian St.	7 7
Passes Intercepted (123 ranked)	1	1	17	Arkansas St.	17	Arkansas St.	17
Passing Offense (127 ranked)	104	10	187.6	Bowling Green	430.2	Georgia St.	332.9
Passing Yards Allowed (127 ranked)	104	10	264.6	San Jose St.	141.1	Appalachian St.	179.4
Passing Yards per Completion (127 ranked)	79	6	11.89	Army West Point	21.86	Appalachian St.	15.45
Punt Return Defense (127 ranked)	61	5	8.00	UCLA	-0.50	Ga. Southern	0.57
Punt Returns (127 ranked)	40	5	10.96	Virginia	26.00	Texas St.	16.22
Red Zone Defense (127 ranked)	100	7	0.889	Appalachian St.	0.548	Appalachian St.	0.548
Red Zone Offense (127 ranked)	98	10	0.789	Navy	0.973	Ga. Southern Idaho	0.892 0.892
Rushing Defense (127 ranked)	44	2	146.1	Boston College	71.7	Appalachian St.	143.4
Rushing Offense (127 ranked)	14	3	233.4	Ga. Southern	385.6	Ga. Southern	385.6
Sacks Allowed (127 ranked)	66	6	2.11	Air Force	0.00	Ga. Southern	0.63
Scoring Defense (127 ranked)	93	5	31.1	Michigan	11.9	Appalachian St.	18.3
Scoring Offense (127 ranked)	26	3	36.2	Baylor	57.4	Appalachian St.	37.4
Tackles for Loss Allowed (127 ranked)	85	6	6.44	Toledo	3.00	La.-Lafayette	3.75
Team Passing Efficiency (127 ranked)	82	5	124.89	Baylor	198.90	Appalachian St.	170.27
Team Passing Efficiency Defense (127 ranked)	38	2	116.92	Michigan	89.72	Appalachian St.	112.52
Team Sacks (127 ranked)	45	3	2.33	Penn St.	4.20	Troy	2.44
Team Tackles for Loss (127 ranked)	56	4	6.2	Boston College	9.8	Appalachian St.	7.9
Time of Possession (127 ranked)	55	4	30:39	Stanford	35:16	Ga. Southern	33:00
Total Defense (127 ranked)	76	5	410.7	Boston College	236.5	Appalachian St.	322.9
Total Offense (127 ranked)	50	5	421.0	Baylor	665.6	Appalachian St.	474.6
Turnover Margin (127 ranked)	58	4	0.22	Houston	1.78	Appalachian St.	0.56
Turnovers Gained (124 ranked)	6	1	22	Houston	25	Arkansas St.	22
Turnovers Lost (127 ranked)	112	11	20	LSU	3	New Mexico St. Appalachian St.	13 13
Winning Percentage (126 ranked)	37	3	0.667	6 teams tied	1.000	Appalachian St.	0.778

Statistic	Player	National Conference		Value	National Leader	Value	Conference Leader		Value
		Rank	Rank				Value	Value	
All Purpose (200 ranked)	J.D. McKissic Michael Gordon Warren Wand	51 106 200	7 11 16	121.44 95.67 77.11	Christian McCaffrey, Stanford	241.56	Larry Rose III, New Mexico St.	174.00	
Blocked Kicks (4 ranked)	Chris Odom	4	1	2	Rob Bain, Illinois Kentrell Brothers, Missouri Sharif Finch, Temple	3 3 3	Deshawntee Gallon, Ga. Southern Chris Odom, Arkansas St.	2 2	
Combined Kick Returns (200 ranked)	J.D. McKissic Blaise Taylor	19 169	2 13	588 161	William Likely, Maryland	1,067	Derek Keaton, Ga. Southern	624	
Completion Percentage (115 ranked)					Brandon Doughty, Western Ky.	0.727	Brandon Silvers, Troy	0.638	
Completions Per Game (100 ranked)					Luke Falk, Washington St.	39.22	Nick Arbuckle, Georgia St.	24.25	
Field Goal Percentage (113 ranked)	JD Houston	1	1	1.000	Trent Domingue, LSU JD Houston, Arkansas St.	1.000 1.000	JD Houston, Arkansas St.	1.000	
Field Goals Per Game (133 ranked)	JD Houston Drew White	79 124	6 12	1.00 0.14	Michael Badgley, Miami (FL)	2.38	Austin Rehkow, Idaho	2.00	
Forced Fumbles (42 ranked)	Ja'Von Rolland-Jones	15	3	0.33	Carl Nassib, Penn St.	0.60	Blake Dees, South Ala. Devon Earl, South Ala.	0.38 0.38	
Fumbles Recovered (88 ranked)	Chris Stone Charleston Girley Khari Lain	2 88 88	1 7 7	3 1 1	Kyler Fackrell, Utah St.	4	Bobby Baker, Georgia St. Chris Stone, Arkansas St.	3 3	
Interceptions Per Game (130 ranked)	Rocky Hayes Cody Brown	18 45	3 5	0.4 0.3	Desmond King, Iowa	0.9	Antonio Glover, Ga. Southern	0.8	
Kickoff Return TDs (7 ranked)	J.D. McKissic	7	1	1	Evan Berry, Tennessee Janarion Grant, Rutgers	3 3	5 players tied	1	
Kickoff Returns (116 ranked)	J.D. McKissic	15	1	28.0	Evan Berry, Tennessee	40.6	J.D. McKissic, Arkansas St.	28.0	
Passes Defended (37 ranked)	Cody Brown	26	2	1.2	Shawun Lurry, Northern Ill. Jourdan Lewis, Michigan	2.1 2.1	Latrell Gibbs, Appalachian St.	1.4	
Passing Efficiency (115 ranked)					Seth Russell, Baylor	189.7	Taylor Lamb, Appalachian St.	169.0	
Passing TDs (139 ranked)	Fredi Knighten James Tabary	75 139	7 12	10 4	Brandon Doughty, Western Ky.	34	Taylor Lamb, Appalachian St.	23	
Passing Yards (130 ranked)	Fredi Knighten James Tabary	124 130	9 11	839 788	Luke Falk, Washington St.	3,736	Nick Arbuckle, Georgia St.	2,664	
Passing Yards Per Game (130 ranked)					Luke Falk, Washington St.	415.1	Nick Arbuckle, Georgia St.	333.0	
Passing Yards per Completion (115 ranked)					Justin Thomas, Georgia Tech	17.94	Taylor Lamb, Appalachian St.	15.32	
Points Responsible For (198 ranked)	Johnston White	167	13	66	Trevone Boykin, TCU	224	Taylor Lamb, Appalachian St.	162	
Points Responsible For Per Game (200 ranked)	Johnston White	182	16	7.3	Seth Russell, Baylor	30.0	Taylor Lamb, Appalachian St.	18.2	
Punt Return TDs (4 ranked)					Christian Kirk, Texas A&M Brisly Estime, Syracuse William Likely, Maryland	2 2 2	24 players tied	1	
Punt Returns (61 ranked)	Blaise Taylor	16	2	12.4	Christian Kirk, Texas A&M	22.7	Teddy Ruben, Troy	15.6	
Punting (101 ranked)	Luke Ferguson	41	6	42.9	Drew Kaser, Texas A&M	47.9	Austin Rehkow, Idaho	45.1	
Receiving TDs (154 ranked)	Tres Houston	37	2	6	Corey Coleman, Baylor	20	Gerald Everett, South Ala.	7	
Receiving Yards (200 ranked)	J.D. McKissic	180	10	419	Josh Doctson, TCU	1,315	Dezmon Epps, Idaho	757	
Receiving Yards Per Game (200 ranked)	J.D. McKissic	184	11	46.6	Corey Coleman, Baylor	147.3	Penny Hart, Georgia St.	92.3	
Receptions Per Game (199 ranked)	J.D. McKissic	89	8	4.6	Tajae Sharpe, Massachusetts	10.6	Ajalen Holley, La.-Monroe	6.3	
Rush Yards Per Carry (159 ranked)	Michael Gordon	17	5	6.32	Matt Breida, Ga. Southern	9.49	Matt Breida, Ga. Southern	9.49	
Rushing TDs (160 ranked)	Johnston White Michael Gordon	20 57	3 7	11 7	Kenneth Dixon, Louisiana Tech Derrick Henry, Alabama	17 17	Matt Breida, Ga. Southern	13	
Rushing Yards (200 ranked)	Michael Gordon Warren Wand Johnston White	48 106 166	6 10 16	758 554 413	Leonard Fournette, LSU	1,383	Larry Rose III, New Mexico St.	1,290	
Rushing Yards Per Game (200 ranked)	Michael Gordon Warren Wand Johnston White	55 110 174	8 13 18	84.2 61.6 45.9	Leonard Fournette, LSU	172.9	Matt Breida, Ga. Southern	144.8	
Sacks (92 ranked)	Ja'Von Rolland-Jones	36	2	0.67	Carl Nassib, Penn St.	1.55	Dominique Tovell, La.-Lafayette	0.88	
Scoring (198 ranked)	Johnston White Michael Gordon JD Houston	87 136 171	8 12 19	7.3 6.0 5.5	Corey Coleman, Baylor Kenneth Dixon, Louisiana Tech	15.0 15.0	Matt Breida, Ga. Southern	9.8	
Solo Tackles (57 ranked)					Jordan Simone, Arizona St.	7.8	Hunter Kissinger, La.-Monroe	6.6	
Tackles For Loss (47 ranked)					Carl Nassib, Penn St.	2.0	Ronad Blair, Appalachian St.	1.5	
Total Interceptions (89 ranked)	Rocky Hayes Cody Brown	16 34	3 4	4 3	Desmond King, Iowa	8	Antonio Glover, Ga. Southern	6	
Total Offense (200 ranked)	Michael Gordon	184	18	84.2	Trevone Boykin, TCU	441.1	Nick Arbuckle, Georgia St.	322.0	
Total Tackles (150 ranked)					Kentrell Brothers, Missouri	13.0	Hunter Kissinger, La.-Monroe	11.3	
Yards per Pass Attempt (115 ranked)					Seth Russell, Baylor	10.52	Taylor Lamb, Appalachian St.	9.24	
Yards per Reception (200 ranked)	Dijon Paschal	78	5	15.83	Johnny Holton, Cincinnati	27.12	Josh Magee, South Ala.	26.31	